SELF STUDY REPORT (SSR)
(PART-I & PART-II)

For

Academic Audit

By

Affiliating Colleges/Institutions

Name of College/Institution: Atal Bihari Vajpayee Government Institute of Engineering & Technology

For the Year: 2024-2025

Submitted to:

Himachal Pradesh Technical University,
Hamirpur -177 001, H. P.

HP Technical University, Hamirpur (HP)

Academic Audit
SSR Proforma to be submitted by Affiliated Institutions

GENERAL

Profile of College/Institution

1. General information

Name and full Address of the College/Institution with PIN	
Atal Bihari Vajpayee Government Institute of Engineering & Technology, Pragatinagar, Gumma, Dist. Shimla, H.P.-171202	
Website	**https://abvgiet.ac.in/**

2. Contacts for Communication

Designation	**Name**	**Telephone with STD Code**	**Mobile**	**Fax**	**Email**
Director Cum Principal	**Prof. (Dr.) Umesh Chand Rathore**	**01783-253919**	**9418459228**	**NIL**	**director.abv@gmail.com**

3. Establishment Details

Establishment Date of the College/Institution	**14 March 2011**
Status prior to Establishment, if applicable	Prior to Establishment of the Institute, it was a Carton Factory owned by Agro Industrial Packaging India Ltd.

4. Accreditation Details

AICTE/PCI approval date & reference with Name of Course(s) (Non-AICTE/Non-PCI courses: write 'Not Applicable')	First: Date: 30 April 2013 Reference: F.No. North-West/2013/1-1538283341 Name of Courses: CSE & ECE Latest: Date: 23 March 2024; Reference: F.No. North-West/1-43664339193/2024/EOA Name of Courses: CSE, ECE and EE
HPTU approval date & reference with Name of Course(s)	First: Date: 21/08/2014 Reference: HimTU-3(Acad)B-3/Engg.(G-2)2011-3613 Name of Courses: CSE & ECE Latest: Date: 11 September 2024; Reference: HimTU-3(Acad)B-6/2016-Vol-III-6357 Name of Courses: CSE, ECE and EE
NAAC rank/grade	NA
NBA rank/grade	NA
NIRF rank/grade	NA

5. Location, Area and Activity of Campus

Campus Type	Address	Location	Campus Area in Acres	Built up Area in sq.mts.	Programmes offered
Govt	**Pragatin agar, Shimla HP**	**Rural**	**24.67Acres**	**5678 Sq. Mtrs.**	**B Tech CSE, B Tech ECE, B Tech EE**

6. Built-up Area Details (Sq. Meters)

i) Administrative and Amenities/Circulation Area in Sq. Meters

Faculty/Stream	Intake of students	[1]Administrative Area			[2]Amenities/Circulation Area		
		Required	Available	Deficiency	Required	Available	Deficiency
Engineering	699	250 sqm for intake of 300	500 SQM	NIL	750 sqm for intake of 300	1000	NIL
Pharmacy		100 sqm for intake of 100			100 sqm for intake of 100		
Management		100 sqm for intake of 100			100 sqm for intake of 100		
Total	699		500 SQM	NIL			

[1]Administrative area includes: Principal's office, main office, faculty seating area, store, reception area, conference room, strong room, etc.
[2]Amenities/Circulation area includes: Common rooms for boys and girls, medical facility room, canteen, Post Office, Bank, Cooperative Store, Phone facility etc.

ii) Instructional Area:

Instructional Area	Minimum No. of Rooms		Carpet Area in sqm per Room	
	Required	Deficiency	Required	Deficiency
Classrooms/Engg/Pharmacy/ Management	Total Number of Divisions per Year x Total Duration of Course in years x 0.5	NILL	66 (For a division of 60) 33 (For a division of 33)	**NILL**
Tutorial Rooms Engg/Pharmacy/ Management	25% of Total Class Room	NIL	33	**NIL**
*Laboratory for First Year	4 (which includes 2 laboratories for Basic sciences)	NIL	66	**NIL**
Laboratory other than first year	2 per course per year up to intake of 180 per course	NIL	66	**NILL**
Laboratory for Post Graduate Courses	1 per Course	NA	66	**NILL**
Additional Laboratory/Workshop for "**X**" Category Courses	1	NA	200 (For UG)	**NA**
Drawing Hall (Engg)	1(Up to an intake of 600)	NIL	132	**NIL**
Computer Centre	1(Up to an intake of 600)	NIL	150	**NIL**
Seminar Hall	1	NIL	132	**NIL**
Library	1	NIL	400	**NIL**
Language Laboratory	1	NIL	33	**NIL**

- "**X**" Category Courses such as Mechanical, Production, Civil, Electrical, Chemical, Textile, Marine, Aeronautical and Allie/Relevant Courses shall require an Additional Laboratory/Workshop.

- Additional 5 labs per Course, if number of Branch is more than 2 per Course

*For First year Engg. Class work, the following labs are required: **Pl. tick if available:**

1) English Language Communication Skills Lab **[✓];** 2) Computer Programming Lab **[✓]** 3) Physics Lab **[✓];** 4) Chemistry Lab **[✓];** 5) IT Workshop **[✓];** 6) Engineering Workshop **[✓].**

*For first year class work, the following Pharmacy labs are required: **Pl. tick if available: NA**

Executive Summary

Introduction: The Atal Bihari Vajpayee Government Institute of Engineering and Technology, Pragatinagar, was established by the Government of Himachal Pradesh through Notification No. EDN (TE) A (6)-1/2009, dated March 14, 2011. The institute's foundation stone was laid by the Honourable Chief Minister of Himachal Pradesh on April 10, 2011.

Nestled in Pragatinagar along the serene banks of the Giri Ganga River, the institute is located approximately 61 kilometers from Shimla on the Shimla-Rohru National Highway. The campus spans an expansive 123.4 bighas of lush greenery, surrounded by the picturesque Apple Valley, offering an idyllic setting for academic pursuits, far removed from the noise and distractions of city life.

Uniquely established by a state government, this institute is the only one of its kind, offering a harmonious blend of Degree, Diploma, and Certificate programs, all conducted successfully under one roof.

Vision: To be a premier institution in technical education and research catering changing needs of the society.

Mission:

M1: Offer non-formal, flexible, modular, credit-based programmes in engineering and technology and in the areas like Rural Development, Educational planning, Information and Management Science.

M2: Conduct various professional programmes with high quality education training and ethics.

M3: Collaborate with Industries, Institutions and government organization for outreach activities, curriculum alignment, research and consultancy.

M4: Provide state of the art infrastructure and information resource centre for knowledge sharing and research.

Action Plan:

- Our institute has been selected under the prestigious **MERITE** (Multidisciplinary Education and Research Improvement in Technical Education) Scheme by the Ministry of Education

(MoE), Government of India. This recognition includes grants of ₹10 crore and ₹6 crore for institutional development and enhancement.

- The institute has submitted its proposal for the MERITE scheme to the Government.
- Aiming for excellence, the institute is targeting accreditation from the **National Board of Accreditation (NBA)** and the **National Assessment and Accreditation Council (NAAC)** within the next two years.
- Efforts are being made to accelerate the completion of ongoing campus construction, ensuring that facilities outlined in the master plan are ready for students and stakeholders.
- Plans are underway to introduce a new **Civil Engineering** course in the **B.Tech.** program, commencing with the academic session 2025-26.
- Additional approved courses will be launched as soon as the requisite infrastructure is fully developed.
- A proposal has been submitted to the **Himachal Pradesh State Electricity Board Limited (HPSEBL)** to provide a detailed estimate for installing a substation, addressing the increasing electrical load demand on campus.

COWS Analysis

[Challenges, Opportunities, Weaknesses & Strengths]

Institutional Challenges: Himachal Pradesh, despite its relatively small size, is home to several prestigious government institutions, both central and state-funded, as well as a significant number of private engineering colleges and technical universities. However, the state faces persistent challenges in attracting and retaining high-quality faculty in Government colleges, primarily due to an inefficient recruitment policy. The remote locations of some institutions, including ours, further exacerbate the difficulty of recruiting skilled professionals and ensuring accessibility. These challenges highlight the urgent need for strategic reforms to improve the quality of education and address faculty shortages across the region.

Institutional Opportunities: As the second engineering institute in Himachal Pradesh, our institute holds a distinct position, strategically located in a rural setting that also serves as the state capital. With a foundation built on the excellence of students who secure admission through competitive exams like JEE and HPCET, the institute has immense potential to establish a stronger reputation in times to come. There are abundant opportunities to collaborate with premier institutions nationwide, facilitating the exchange of knowledge and resources. By advancing research activities and securing substantial research grants, we aim to drive innovation and academic excellence. Our vision is to develop a model institute that delivers world-class education and serves as a beacon of learning for students across Himachal Pradesh.

Institutional Weaknesses: The boys' hostel and staff quarters are currently under construction, and their completion will mark a significant milestone in providing state-of-the-art infrastructure for the institute. However, there is an immediate need to recruit additional teaching and non-teaching staff to ensure that the institute operates efficiently and continues to grow. The institute's remote location poses challenges in maintaining connectivity with the outside world, particularly during extreme weather conditions in winter and the monsoon season.

Institutional Strengths: Our institute takes pride in its young and dynamic faculty, dedicated to academic excellence and fostering innovation. We provide a well-equipped and secure hostel facility for girls, ensuring a comfortable environment conducive to learning. Our faculty members are actively engaged in research, contributing significantly to advancements in their respective fields. The institute features a newly constructed, state-of-the-art library with subscriptions to a wide range

of online journals, supported by excellent internet connectivity. Recent additions to our campus include an ultra-modern conference hall, a canteen, a basketball court, and an auditorium built using pioneering technologies. With cutting-edge facilities, we offer a dynamic teaching and learning environment that promotes academic excellence and holistic development for our students.

Criteria wise Summary

1. **Curricular Aspects:** The institution ensures effective curriculum delivery through a meticulously planned and documented process, guided by a structured academic calendar. Faculty members design course plans in alignment with institutional guidelines and learning outcomes, with regular training sessions enhancing pedagogical skills. Continuous Internal Evaluation (CIE), comprising assignments, quizzes, and practical evaluations, is systematically executed and monitored to ensure academic consistency.

Learning resources are curated for accessibility, and periodic assessments guide teaching strategies. Feedback from stakeholders drives improvements, while cross-cutting issues like ethics, gender equality, human values, and sustainability are integrated into the curriculum to develop socially responsible graduates.

The B.Tech program emphasizes experiential learning through laboratory courses, industrial training, seminars, and projects, covering 40-45% of the curriculum. Industry partnerships via MoUs provide students with real-world exposure, bridging the gap between academics and professional practices, fostering employability, and preparing graduates for modern challenges.

2. **Teaching-learning and Evaluation:** The Institute has consistently achieved strong student admissions, reflecting its reputation for quality education and robust academic offerings. While the number of faculty members is slightly below optimal levels, the existing faculty demonstrate exceptional teaching methodologies, incorporating innovative and student-centric approaches that enhance learning outcomes. Faculty retention rates are commendable, indicating a supportive and positive work environment that motivates educators to remain committed to the institution. Feedback from various stakeholders—including students, parents, alumni, and employers—has been overwhelmingly positive, highlighting satisfaction with the institute's academic standards, teaching quality, and overall institutional support. These factors collectively contribute to the institute's continued success and credibility.

3. **Research, Innovations and Extension:** In this Criterion-3, all data related to Research, Innovation and Extension are collected with key indicators: Resource, Mobilization for Research,

Research Publications, Awards and Extension Activities: NSS/NCC/Red Cross/Collaboration for the last five years Academic Year. Annexures related to Sports and NSS activities are separately attached.

4. Infrastructure and Learning Resources: The Institute boasts a well-equipped infrastructure designed to meet the diverse academic and co-curricular needs of its students. It includes spacious and modern classrooms that provide an optimal learning environment. Specialized laboratories cater to various disciplines, enabling hands-on experience and practical learning. A state-of-the-art language lab is available to enhance students' linguistic skills through interactive and technology-driven methods. Additionally, dedicated tutorial rooms offer a focused setting for personalized guidance and small group discussions. The library is stocked with an extensive collection of books, journals, and digital resources, complemented by a reliable internet facility that ensures seamless access to online learning materials and research databases. This robust infrastructure supports comprehensive education and skill development, fostering an enriching academic experience.

5. **Student Support and Progression:** The Institute on Student Support and Progression enhances student experiences through diverse initiatives, including facilitating scholarships to overcome financial barriers, skill development programs, and guidance for higher education and career placement. It supports holistic development through sports, cultural activities, and alumni networking, while also preparing students for state and national examinations. These efforts aim to foster academic success, personal growth, and seamless transitions into further education or the workforce.

6. **Governance, Leadership and Management:** ABVGIET demonstrates a strong commitment to providing high-quality technical education and fostering innovation through its vision and mission. The institution's emphasis on decentralization and participative management, seen in the establishment of academic and administrative committees, encourages collaborative decision-making. The Industry-Academia Collaboration Program is a key strategic initiative, successfully bridging the gap between education and industry needs. The implementation of e-governance has significantly enhanced operational efficiency and transparency. With a clear financial structure supported by government grants and student fees, ABVGIET ensures effective resource utilization to maintain and grow its academic and infrastructural capabilities.

7. **Institutional Values and Best Practices:** ABVGIET Pragatinagar upholds a strong commitment to institutional values and social responsibilities through various initiatives that promote inclusivity, sustainability and social awareness. The institution has actively worked to foster gender equity by

organizing workshops and awareness campaigns. Environmental sustainability is prioritized with measures such as renewable energy practices, waste management systems, water conservation techniques like rainwater harvesting and green campus initiatives, including eco-friendly transport and pedestrian-friendly pathways. Additionally, the college ensures a disabled-friendly environment and is exploring further improvements. The institution also emphasizes constitutional values, rights, and duties, sensitizing its community through events and celebrations of national and international commemorative days. These efforts reflect ABVGIET Pragatinagar's dedication to creating a socially responsible and environmentally conscious educational environment.

HP Technical University, Hamirpur (HP)

Academic Audit

SSR Performa to be submitted by Affiliated Institutions

PART I

Criterion 1 – Curricular Aspects

Key Indicator-1.1: Curricular Planning and Implementation

Item No.	Particulars
1.1.1	**The institution ensures effective curriculum delivery through a well-planned and documented process** The institution emphasizes effective curriculum delivery through a meticulously planned and systematically documented process. A structured academic calendar serves as the foundation, outlining schedules for teaching, assessments, and co-curricular activities. Faculty members design course plans in alignment with institutional/University guidelines and learning outcomes, ensuring consistency and quality across programs. Regular training sessions and workshops are organised to enhance pedagogical skills and keep educators updated with the latest teaching methodologies.

1.1.2	To maintain clarity and focus, learning resources such as lecture notes, study materials, and digital tools are curate and made accessible to students. Periodic evaluations, including formative and summative assessments, monitor student progress and help in refining teaching strategies. Feedback from students, faculty, and other stakeholders is actively sought and analysed to identify areas for improvement. This comprehensive approach ensures that the curriculum is delivered effectively, fostering a robust academic environment conducive to learning and skill development. **Attach as Annexure(s)** • Any additional information The institution adheres to the academic calendar including conduct of CIE The institution strictly adheres to the academic calendar, ensuring seamless execution of academic activities, including the conduct of Continuous Internal Evaluation (CIE). The course plan, meticulously designed at the beginning of each academic year, outlines key dates for teaching schedules, examinations, assignments, and other academic events in line with the academic calendar of HPTU. This structured approach ensures clarity and uniformity across departments. The CIE process is an integral part of the institution's academic framework, emphasizing regular assessment of student performance. It includes a combination of assignments,
	quizzes, mid-semester examinations, presentations, and practical evaluations as mentioned in the syllabus. Faculty members plan and execute these assessments in alignment with the calendar, fostering consistency and discipline. Timely communication of schedules to students and faculty ensures preparedness, while adherence to deadlines maintains accountability. Regular monitoring and reviews by academic committees further ensure that all activities align with the planned calendar, promoting an organized and effective academic environment **Attach as Annexure(s)** • MST Date Sheets
1.1.3	**Teachers of the institution participate in following activities related to curriculum development and assessment of the University and/are represented on the following academic bodies during the last five years** (a) Academic Council/BoS of Affiliating University

	(b) Setting of question papers for UG/PG programs (c) Design and Development of Curriculum for Add on/certificate/diploma courses (d) Assessment/evaluation process of the affiliating University **Options:-** 1. All of the above. Data requirement: • No. of teachers participated: 25 (all the faculty of the institution) • Name of the body in which full time teacher participated: All of the above. • Total No. of teachers: 25 **Attach as Annexure(s)** • Detail of participation of teachers in various bodies/activities provided as a response to above (Scanned copies of the letters issued by the University/Institutions w.r.t. the activity in which the teachers are involved).: BOS Detail, HPTU exam duty • Any additional information: 7 faculty members participated in setting of question papers (confidential)

Key Indicator-1.2 Curriculum Enrichment

Item No.	Particulars
1.2.1	**Institution integrates cross cutting issues relevant to Professional Ethics, Gender, Human Values, Environment and Sustainability into the Curriculum.** Integrating cross-cutting issues like professional ethics, gender equality, human values, environmental awareness, and sustainability into the curriculum ensures that education goes beyond academics to shape responsible citizens. Professional ethics are woven into courses to nurture integrity, accountability, and ethical decision-making in real-world scenarios. Gender equality is addressed through discussions, policies, and activities that promote inclusivity and challenge stereotypes. Human values, such as empathy, respect, and teamwork, are incorporated through interactive sessions, fostering a sense of social responsibility. Environmental education raises awareness about pressing global challenges, encouraging students to adopt sustainable practices and contribute to ecological conservation. By addressing sustainability, the curriculum empowers students to develop innovative solutions for a greener future.

	These elements work together to provide students with a comprehensive understanding of societal issues, preparing them to navigate complex challenges with sensitivity and a commitment to ethical and sustainable progress. **Attach as Annexure(s)** • Attach Any additional information the list and description of courses and/or initiatives taken which address the Professional Ethics, Gender, Human Values, Environment and Sustainability into the Curriculum: The institute organizes blood donation camps, regular NCC/NSS activities, intra-college sports competitions etc.	
1.2.2	**Average percentage of courses that include experiential learning through project work/field work/internship during the last five years**	
	1.2.2.1	No. of courses that include experiential learning through project work/field work/internship year wise during the last five years. Throughout the B.Tech program, students actively participate in various courses aimed at fostering experiential learning. Each semester includes three laboratory courses that provide practical, hands-on experience to complement theoretical knowledge. Additionally, the program incorporates key components such as a one-time industrial training lasting six weeks, a seminar, a major project, and an extensive four-month industrial training. Collectively, these activities ensure that around 40-45% of the total program focuses on practical and experiential learning, preparing students for real-world challenges. To facilitate industrial training and internships, the institution has signed Memorandums of Understanding (MoUs) with various reputed organizations and industries. These partnerships provide students with opportunities to work on industry-relevant projects, gain exposure to modern technologies, and understand the dynamics of professional environments. Such collaborations not only bridge the gap between academic knowledge and industrial practices but also enhance employability by equipping students with the skills and experience required in the job market.

Data requirement for last five years:

- Name of the Course
- Details of experiential learning through project work/field work/internship
- Name of the programme

Formula:

$$\text{Percentage per year} = \frac{\text{No. of courses that include experiential learning through project work/field work/internship}}{\text{Total No. of courses in all programmes}} \times 100$$

$$\text{Average percentage} = \frac{\Sigma\Sigma \text{ Percentage per year}}{5}$$

Attach as Annexure(s)

- Any additional information.
- Programme/curriculum/syllabus of the courses.
- Minutes of the Board of Studies/Academic Council meetings with approvals for these courses.
- MoU's with relevant organizations for these courses, if any.
- Average percentage of courses that include experiential learning through project work/field work/internship

1.2.3	**Percentage of students undertaking project work/field work/internships (data for the latest completed academic year)**	
	1.2.3.1	No. of students undertaking project work/field work/internships

Data requirement:

- Name of the programme: B.Tech
- No. of students undertaking project work/field work/internships: 130/130

Formula:

$$\frac{\text{No. of students undertaking project work/field work/internships}}{130} \times 100 = 100\%$$

Attach as Annexure(s)

- Any additional information.

List of programmes and number of students undertaking project work/field work/internships : External Detail for project work

Key Indicator 1.3 (Feedback System)

Item No.	Particulars
1.3.1	**Institution obtains feedback on the syllabus and its transaction at the institution from the following stakeholders** (1) Students (2) Teachers (3) Employees (4) Alumni **Options:-** (A) All of the above. (B) Any 3 of the above (C) Any 2 of the above (D) Any 1 of the above (E) None of the above **Data Requirement:** Report of analysis of feedback received from different stakeholders year wise **Attach as Annexure(s)** • URL for stakeholder feedback report, if any • Action taken report of the Institution on feedback report as stated in the minutes of the Governing Council, Syndicate, Board of Management • Any additional information
1.3.2	**Feedback process of the Institution may be classified as follows** **Options:** (A) Feedback collected, analysed, action taken and feedback available on website (B) Feedback collected, analysed and action has been taken. (C) Feedback collected and analysed. (D) Feedback collected. (E) Feedback not collected. **Attach as Annexure(s)** • Stakeholders' feedback report, action taken report of the institute. • Any additional information. • URL for feedback report, if any.

Criterion 2 – Teaching-Learning and Evaluation

Key Indicator-2.1 Student Enrolment and Profile

Item No.	Particulars
2.1.1	**Average Enrolment percentage (Average of last five years)**

2.1.1.1 No. of students admitted year-wise during the last five years

Year	CSE (1st Year)	ECE (1st Year)	EE (1st Year)	Total
2024	59	53	55	167
2023	61	44	59	164
2022	61	32	58	151
2021	50	12	45	107
2020	49	06	34	89

2.1.1.2 No. of sanctioned seats year wise during the last five year

Year	CSE (1st Year)	ECE (1st Year)	EE (1st Year)
2024	61	61	61
2023	61	61	61
2022	61	61	61
2021	50	50	50
2020	50	50	50

Data requirement for last five years	2024	2023	2022	2021	2020
● Total No. of students admitted.	167	164	151	107	89
● Total No. of sanctioned seats.	183	183	183	150	150
● Percentage per Year	91.3%	89.6%	82.5%	71.3%	59.3%

Percentage per year= $\frac{\text{Total No. of students admitted}}{\text{Total No. of sanctioned seats}} \times 100$

Average percentage = $\frac{\Sigma\Sigma \text{ Percentage per year}}{5}$ $\frac{394}{5}$ = 78.8%

Attach as Annexure(s)

- Any additional information.
- Institutional data in prescribed format.

2.1.2 **Average percentage of seats filled against seats reserved for various categories (SC, ST, OBC, *Divyangjan*, etc. as per applicable reservation policy during the last five years (exclusive of supernumerary seats)**

	First Year Only					
Year	Sanctioned Intake	No of Gen Students in all branches	No of SC Students in all branches	No of ST Students in all branches	No of OBC Students in all branches	No of Divyang Students in all branches
Data is in the format CSE + ECE + EE = Total						
2024	183	38+35+39=112	11+9+9=29	2+1+2=5	8+8+5=21	0
2023	183	42+34+46=122	9+6+5=20	2+0+1=3	8+4+6=18	0
2022	183	46+26+48=116	6+5+5=16	2+0+0=2	7+1+4=12	0
2021	150	43+11+40=94	4+0+4=8	0+0+1=1	3+1+0=4	0
2020	150	32+4+21=57	10+2+7=19	0+0+1=1	7+0+5=12	0

2.1.2.1	No. of actual students admitted from the reserved categories year wise during the last five years					
	Year	2024	2023	2022	2021	2020
	No. of Reserved Category students	55	41	30	13	32
	Earmarked as per GOI or State Govt (SC-22%, OBC–18%, ST-5%)	82	82	82	68	68
	% of the Year	67%	50%	37%	19%	47%

Data requirement for last five years:

- No. of students admitted from the reserved category.
- Total No. of seats earmarked for reserved category as per State Government/Himachal Pradesh Technical University rules.

$$\text{Percentage per year} = \frac{\text{Actual No. of students admitted from the reserved categories}}{\text{No. of seats earmarked for reserved category as per GOI or State Government rule}} \times 100$$

$$\text{Average percentage} = \frac{\Sigma\Sigma \text{ Percentage per year}}{5} \quad \frac{220}{5} = 44\%$$

Attach as Annexure(s)

- Any additional information.
- Average percentage of seats filled against seats reserved

2.1.3	**Principal/Director Name:** Prof. (Dr.) Umesh C Rathore Date of Birth: 07 Jan 1970 Age: 55 yrs. months (age <65 yrs) Qualifications: Ph. D. in Engg / Ph. D. in Sciences / Ph. D. in Mgmt. / Ph. D. in Pharmacy / Ph. D. in Maths /Non-Ph.D / No Principal (Pl. tick) Date of appointment in the present institution: 08 Feb 2024 Principal recruited/appointment ratified through H.P. Technical University: Yes [ ], No [ ] NA If no, Reason thereof:

2.1.4	**Teaching Faculty Position: Department wise (Enclose copies of all degrees & Aadhar Card):**							
S. No.	Course	Branch/Deptt.		**No. of Faculty members present in the Dept. on the day of Inspection/Visit of Team**			Faculty on leave (With proof)	Remarks, if any
				Prof.	Assoc. Prof.	Asstt. Prof.		
1.	B. Tech.	Computer Science and Engineering	CSE	0	0	6	0	
2	B. Tech.	Electronics and Communication Engineering	ECE	0	1	7	0	
3.	B. Tech.	Electrical Engineering	EE	1	0	4	0	
4.	B. Tech.	Mechanical Engineering	ASH	0	0	1	0	
5.	B. Tech.	Mathematics	ASH	0	0	2	0	
6.	B. Tech.	Physics	ASH	0	0	1	0	
7.	B. Tech.	Chemistry	ASH	0	0	1	0	
8.	B. Tech.	Management	ASH	0	0	1	0	
9.	B. Tech.	English	ASH	0	0	1	0	
		Total		26				

2.1.5 Faculty: Students' ratio:

Norms	**Required**	**Actual**	**Deficiency**
Engg (UG) =1:20 699/26 = 1:27	**35**	**26**	**9**
Engg (PG) =1:15	NA		
BBA/BCA = 1:25			
Management =1:20			
Pharmacy: for intake of 60: Professor-4, Associate Professor-4, Assistant Professor-7			

The cadre ratio should be 1: 2: 6 (Professor / Associate Professor / Assistant Professor)

* Faculty to be considered as full time are those who are qualified as per AICTE/PCI requirements

** Faculty/ student ratio of a dept. shall not be less than 1: 20 for 2nd, 3rd and 4th years of B.Tech. programmes and overall ratio should also be 1:20.

For PG Courses:

One professor with Ph. D. in concerned discipline and two Associate Professors/Assistant Professors with minimum M. Tech. Qualifications are necessary, exclusive of UG load.

2.1.6 Total Staff Position of the College/Institution

Total No. of Teaching Faculty (Actual)	Total No. Labs & Supporting Staff* (Actual)
26	**03**

* Faculty to supporting staff (Programmers/Lab Assistants/Technicians) ratio should be 1: 0.5

iv) Appointment/Ratification of Faculty through H.P. Technical University Selection Committee (Private College): NA

No. of faculty recruited/ratified through University: _____out of total _____ = _____ %

Key Indicator-2.2 Catering to Student Diversity	
Item No.	**Particulars**
2.2.1	**The institution assesses the learning levels of the students and organizes special programmes for advanced learners and slow learners** The institute is an affiliated body of Himachal Pradesh Technical University, so the institute follows every guideline and instruction disbursed by the University. At the Institute level students are accessed through Mid Semester Tests, Quizzes, Seminars, Lab Practicals, viva voce, and End Semester Examinations. During the semester students have to undergo various other co-curricular activities such as NCC, NSS, Hackathons, tech-fest, etc which grooms students in all aspects. For advanced learners, the faculty is all the time present for discussions and guidance. For slow learners, labs and classrooms are kept open for late hours so that the students can make use of resources. **Attach as Annexure(s)** ● Paste link for additional information, if any. ● Any additional information
2.2.2	**Students : Full time teacher ratio (Data for the latest completed academic year)** Students : teachers :: 699:26 [All faculty is Full Time] **Data requirement:** ● Total No. of students enrolled in the institution. ● Total No. of full time teachers in the institution. **Attach as Annexure(s)** ● Any additional information.

Key Indicator-2.3 Teaching-Learning Process

Item No.	Particulars
2.3.1	**Student centric methods, such as experiential learning, participative learning and problem-solving methodologies used for enhancing learning experiences** **Teaching Methodologies of the Institute** 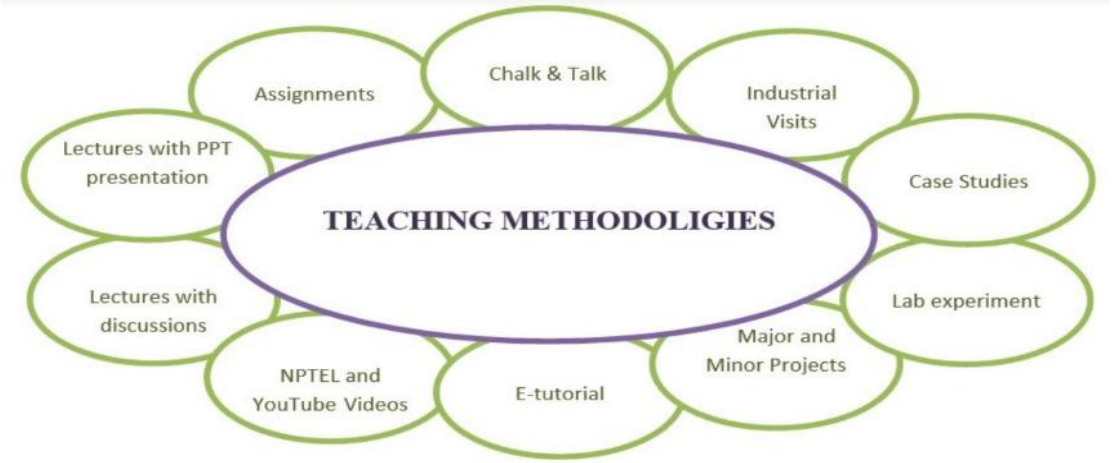 **Attach as Annexure(s)** ● Any additional information. ● Link of additional information, if any
2.3.2	**Teachers use ICT enabled tools for effective teaching-learning process.** All the institute's classrooms, labs, and seminar halls are equipped with the latest Interactive panels. In total Institute possesses 15 Interactive panels, 10 Digital Podiums. All labs are 24-hour Internet ready. The academic block and admin block are enabled with Wi-Fi. for internet. A 100 Mbps lease line is available. Students are encouraged to attend the NPTEL, SWAYAM, and Swayamprabha courses **Attach as Annexure(s)** ● Any additional information. ● Provide link for webpage describing the ICT enabled tools for effective teaching-learning process, if any
2.3.3	**Ratio of mentor to students for academic and other related issues (Data for the latest completed academic year)** **The institute appoints a class in-charge of each class to mentor the students. The class in charge teaches that class, so every week, every class in charge has at least 4-5 hours of interaction with the student. Class incharges report to departmental OIC and OIC further report to the Director of the Institute.**
	2.3.3.1 No. of mentors 12
	No. of students assigned to each Mentor 45-50

	Mentor: Mentee :: 1:50 **Attach as Annexure(s)** ● Year wise number of students enrolled and full time teachers on roll. ● Circulars pertaining to assigning mentors to mentees ● Mentor/mentee ratio

Key Indicator-2.4 Teacher Profile and Quality	
Item No.	**Particulars**
2.4.1	**Average percentage of full-time teachers against sanctioned posts during last five years**

Data requirement for last five years:

No of Sanctioned Posts	No of faculty in				
	2024	2023	2022	2021	2020
CSE(13) ECE (12) EE (11) ASH (9) Director (1) Total - 46	26	27	27	22	22

	2024	2023	2022	2021	2020
No. of full-time teachers	26	27	27	22	22
No. of sanctioned posts	46	46	46	46	46
Percentage per Year	56.5	58.7	58.7	47.8	47.8
Average %	269.5/5 = 53.9%				

Formula:

$$\text{Percentage per year} = \frac{\text{No. of full time teachers}}{\text{No. of sanctioned posts}} \times 100$$

$$\text{Average percentage} = \frac{\Sigma\Sigma \text{ Percentage per year}}{5} \quad \frac{269.5}{5} = 53.9\%$$

Attach as Annexure(s)

- Year wise full time teachers and sanctioned posts for five years.
- Any additional information.
- List of the faculty members authenticated by the Head of HEI.

2.4.2 **Average percentage of full time teachers with Ph.D./D.Sc./D.Lit. during the last five years (consider only the highest degree for count)**

No Ph.D. faculty in				
2024	2023	2022	2021	2020
6 Director Sir Reena Sanjay Desh Raj Divya Ankush Kapoor	5 Director Sir Reena Sanjay Desh Raj Divya	4 Director Sir Reena Sanjay Desh Raj	3 Reena Sanjay Desh Raj	1 Reena

2.4.2.1 No. of full time teaches with Ph.D./D.sc./D.Lit. during the last five years

Year	2024	2023	2022	2021	2020
Number	6	5	4	3	1

Data requirement for last five years:

- No. of full time teachers with Ph.D./D.Sc./D.Litt.
- Total No. of full time teachers

	2024	2023	2022	2021	2020
No. of full-time teachers	26	27	27	22	22
No. of full-time teachers with Ph.D.	6	5	4	3	1
Percentage per Year	23%	18.5%	14.8%	13.6%	4.5%
Average %	74.4/5 = 14.88%				

Formula:

$$\text{Percentage per year} = \frac{\text{No. of full time teachers with Ph.D,/D.Sc./D.Lit}}{\text{Total No. of full time teachers}} \times 100$$

$$\text{Average percentage} = \frac{\Sigma\Sigma \text{ Percentage per year}}{5}$$

Attach as Annexure(s)

- Any additional information.
- List of full time teachers with Ph.D./D.Sc./D.Lit. and number of full time teachers for five years.

Average teaching experience of full-time teachers in the same institution (data for the latest completed academic year in number of years)

2.4.3.1 Total experience of full time teachers.

2.4.3

Name of Faculty	Teaching Experience	Industry Experience	Total Experience
Prof Umesh Rathore	25	5	30
Anurag Sharma	15	5	20
Shivani Thakur	11	0	11
Anuj Gupta	8	0	8
Nivedita Kashyap	8	0	8
Navdeep Sharma	16	0	16
Namita Chandel	9	0	9
Ankush Kapoor	12	0	12
Ajeet Thakur	12	0	12
Sandeep Thakur	12	0	12
Saurav Mehta	10	0	10
Munish Patial	10	0	10
Akanksha Sharma	9	0	9
Vandana Devi	9.5	1	10.5
Ravi Kant Sharma	10	0	10
Arvind Sharma	8	2.5	10.5
Pradeep Thakur	7.5	4.5	12
Awin Gupta	4	1.5	5.5
Nikhil Sukhija	7	0	7
Reena Sharma	14	0	14
Sanjay Kumar	12	0	12
Divya Sharma	9	0	9
Kuldeep Thakur	14.5	0	14.5
Deshraj Thakur	9	0	9
Gaurav Mahajan	10	0	10
Nutan Chauhan	11	0	11

Data requirement for last five years:

- Name and No. of full time teachers with years of teaching experiences

Formula:

	Sum of total experience of full time teachers in the same institution 302 = 11.6 No. of full time teachers 26 **Attach as Annexure(s)** ● Any additional information. ● List of teachers including their PAN, designation, department and experience details

Key Indicator-2.5 Evaluation Process and Reforms

Item No.	Particulars
2.5.1	**Mechanism of internal assessment is transparent and robust in terms of frequency and mode** Write description in 100-150 words During the Semester, Two mid-semester tests are conducted covering half of the syllabus each time. A minimum of three assignments are given to students having variety and levels of questions. Students participate in Quiz, seminars project vivas etc **Attach as Annexure(s)** ● Any additional information.
2.5.2	**Mechanism to deal with internal examination related grievances is transparent, time-bound and efficient** During Semester two mid-semester tests are conducted covering half of the syllabus each time, and end-semester examinations are conducted by the HPTU the affiliating body. Write description in 100-150 words **Attach as Annexure(s)** ● Any additional information.

Key Indicator-2.6 Student Performance and Learning Outcome [National Credit Framework (NCrF) Learning Objectives and Learning Outcomes]							
Item No.	**Particulars**						
2.6.1	**Teachers and students are aware of the stated programme and course outcomes of the programmes offered by the institution.** Course outcomes (Cos) program outcomes (POs) are widely published in the entire campus such as labs, classrooms, seminar halls, open areas, etc. All these COs and POs are discussed with the students during their 21-day induction program. COs are also discussed with the students during their first class of that course. COs are also made available to the students with the question paper during their MSTs Describe course outcomes (COs) for all courses and mechanism of communication within minimum of 100-150 words and maximum of 500 words. **Attach as Annexure(s)** ● Any additional information.						
2.6.2	**Attainment of Programme outcomes and course outcomes are evaluated by the institution** Describe the method of measuring the level of attainment of POs, PSOs and COs in 100-500 words. **POs are attained at the micro level. Every question in MST, Every question in the assignment, and Every question in a quiz, is considered for the individual student and hence the attainment is calculated.** **Attach as Annexure(s)** ● Any additional information.						
2.6.3	**Average pass percentage of students during the last five years**						
	2.6.3.1	Total No. of final year students who passed the University examination year wise during the last five years.					
	2.6.3.2	Total No. of final year students who appeared for the University examination year wise during the last five years					
		No. of student appeared	**Year 1**	**Year 2**	**Year 3**	**Year 4**	**Year 5**
		No. of students passed					

No of students passed			
Year	CSE (4th Year)	ECE (4th Year)	EE (4th Year)
2024	56	21	53
2023	51	33	50
2022	63	37	-
2021	64	37	-
2020	65	49	-

Data requirement

- Programme code
- Name of the Programme
- No. of students appeared
- No. of students passed
- Pass Percentage

Formula:

$$\%\text{age per year} = \frac{\text{Total No. of final year students who passed in the Uni examinations}}{\text{Total No. of final years students appeared for the University examinations}} \times 100$$

$$\text{Average percentage} = \frac{\Sigma\Sigma \text{ Percentage per year}}{5} = 100\%$$

Attach as Annexure(s)

- List of programmes and No. of students passed and appeared in the final year examination.
- Any additional information.

Key Indicator-2.7 Student Satisfaction Survey (SSS)	
Item No.	**Particulars (SSS by HPTU)**
2.7.1	**Online student satisfaction survey regarding teaching learning process of about 20% students.** **Online surveys were conducted in 2021 and 2022 for NBA.** (online survey to be conducted) Data requirement: ● Name/Class/Gender ● Student Id Number/Adhar Id Number ● Mobile Number ● Email Id ● Degree programme (Data base of all currently enrolled students need to be prepared and shared with H.P. Technical University) **Attach as Annexure(s)** ● Any additional information. ● Database of all currently enrolled students

Criteria -3 Research, Innovations and Extension

Key Indicator 3.1 Resource, Mobilization for Research

3.1.1 **Grants received from Government and non-governmental agencies for research projects/endowments in the institution during the last five years (INR in lakhs)**

S.No	Academic Year	Grants received from Government and non-governmental agencies for research projects/endowments in the institution during the last five years (INR in lakhs)	Remark
1	2019-20	Total Cost of Joint Project: 14.316 Lakhs Expenditure by ABVGIET: Rs. 5 Lakhs	01 Research Project jointly with GNDEC Ludhiana under TEQIP- III
2	2020-21		
3	2021-22	-	-
4	2022-23	-	-
5	2023-24	-	-

- **Name of the Project/Endowments:** Process Optimization of upgraded Bio Chemical treatment for excess sludge minimization from high strength industrial wastewater.
- **Name, Designation of the Principal Investigator:** Dr. M.K Jha , Director ABVGIET
- **Duration of the Project:** 2019-20, 2020-21

Annexure 3.1.1: 1. Hard copy of the grant award letters for sponsored research projects/endowments.

3.1.2 **Percentage of departments having Research projects funded by government and non-government agencies during the last five years**

S.No	Academic Year	Research projects funded by government and non-government agencies			
		CSE	ECE	EE	AS&H
1	2019-20	-	-	-	**01 No** Research Project jointly with GNDEC Ludhiana under TEQIP- III
2	2020-21	-	-	-	
3	2021-22	-	-	-	-
4	2022-23	-	-	-	-
5	2023-24	-	-	-	-
Percentage of Department					**25%**

3.1.3	**Number of seminars/conferences/workshops conducted by the institution during the last five years**						
	3.1.3.1	Total No. of seminars/conferences/workshops conducted by the institution year wise during the last five years					
		Year	2019-20	2020-21	2021-22	2022-23	2023-24
		Number	24	0	2	10	18
	Annexure 3.1.3 List of Number of seminars/conferences/workshops conducted by the institution year wise						

Number of seminars/conferences/workshops conducted by the institution year wise

1. **Session 2019- 2020**

S.No	Activity /Event	Name of Activity/Event	Date	Attended by	Venue	Remarks
1	21 days training program AICTE Mandates	Induction Training Program for the 1st year students	2 - 23 August 2019	106 students of (CSE, ECE, & EE) 1st Sem	ABVGIET	**Twinning activity with GNDEC Ludhiana**
		Human Value for Excellence	5 August 2019		Sh. Prabhat Kumar Jha, Ex. DGM Maruti Suzuki India Ltd, New Delhi	
		Student Entrepreneurship	6 August 2019		Prof.S.C.Jain Former Dean, PU Chandigarh	
		Practical Sessions on Painting Practical Sessions on Music	8-9 August 2019		Dr. Bahadur Singh AP Dept. of Painting RKMV Shimla; Mr. Ravi Kant Azad Real Mix Audio Studio Solan	
		Why Electrical Energy & Information Storages Devices: A perspective in materials and technologies	16 Aug, 2019		Prof.Jyotindra S. Sahambi Dean Planing, IIT Ropar; Dr. RB Choudhary Dept. of Physics IIT Dhanbad	
		Energy Security of India and role of exploration & exploitation of Petroleum in global and Indian scenario	19 Aug, 2019		Prof.T Kumar Dept. of Petroleum Engg. IIT Dhanbad	
		Exploring the Dimensions of Character & Personality Ethics for students to succeed in life	20 Aug, 2019		Prof. (Mrs)Neeraj Sharma Former Head Dept. of Chemistry, HPU Shimla	

		Practical Sessions on Classical Dance Practical Sessions on Drama's	20-21 Aug, 2019		Sh. Pawan Kumar AP Kathak Dance JLNGDC of Fine Arts Shimla Sh. Neeraj Prashar Expert Drama's Shimla	
2	3 Days awareness event	Hackathon-cum-Startup Awareness event	19-21 August, 2019	8 Students 5th Semester CSE	RGGEC Kangra at Nagrota Bagwan	
3	Guest Lecture for Students	Building our Human self scientifically with Technological update to serve society	26 August, 2019	1stYear students (CSE, ECE, EE)	Prof. PK Raina Dean Academic IIT Ropar	**T**winning activity with GNDEC Ludhiana
4	Guest Lecture for Students	Building our Human self scientifically with Technological update to serve society with illustrative examples		2ndYear Students (CSE, ECE)	Dr. Devraj Asstt. Prof. Humanities & Social Science, IIT Ropar	
5	2 Days activity on lab	Hands on sessions on Advance Electronic equipments& Technical guidance for establishing labs	27-28 Sept. 2019	Faculty & students of ECE	Mr. Kamal Jeet Singh Technical Supdt. Dept. of EE, IIT Ropar	Twinning activity with GNDEC Ludhiana
6	3 Days workshop	Signal Processing using MATLAB and Machine Learning	3-5 Oct. 2019	Faculty and Students	Dr.TapanK.Gandhi Asso. Prof. EE IIT Delhi Dr.Aman Kumar & Dr. Ramesh K.Bhukya AP's ECE, NIT Hamirpur	Twinning activity with GNDEC Ludhiana At ABVGIET

7	Guest Lecture for Students	Model Based Predictive Control	3 Oct. 2019	ECE 3rd year Students	Dr. Tushar Jain AP, School of Computing & EE, IIT Mandi Mona Subramanium Research Scholar (under Dr. Tushar Jain)	Twinning activity with GNDEC Ludhiana At ABVGIE T
8	Guest Lecture for Students	XRD: Basic Principle and Applications	31 Oct. 2019	Students of EE 1st Semester	Dr. Rajiv Kaur AP Chemistry GNDEC Ludhiana	Twinning activity with GNDEC Ludhiana
		Nanomaterials: Preparation, Properties and Application			Dr. Amanpreet Kaur Sodhi AP Chemistry GNDEC Ludhiana	Twinning activity with GNDEC Ludhiana
9	Guest Lecture for Students	Genetic Algorithm	8 Nov. 2019	57 Students of CSE3,5,7th Semesters	Dr. Ritugarg, Asstt. Prof. Dept. of CSE, NIT Kurukshetra	Twinning activity with GNDEC Ludhiana
10	Guest Lecture for Students	How to become a Good and Successful Engineer	8 Nov. 2019	Students of CSE & ECE Final Year	Dr. Pawankumar Bansal, Director General, Quest Group of Institutions	Twinning activity with GNDEC Ludhiana
11	Guest Lecture for Students	Transient response of Circuits & Network Functions	8 Nov. 2019	29 Students of ECE Second Year	Ajay Sharma AP, EE RGGEC, Nagrota	
12	Guest Lecture for Students	Innovation Key to Success	11 Nov. 2019	59 Students of ECE 5th, EE 1st	Sh. P.S. Chopde 12 Kalyani, BirlaUttam CHS, St.Anthony Road Chembur, Mumbai	Twinning activity with GNDEC Ludhiana
13	Guest Lecture for Students	Cyber Security with hand on Practice	15 Nov. 2019	44 students of CSE 5 & 7	SaurabhKaushal Managing Director Flip-flop Infosec Labs (Startup initiative of NITTTR Chandigarh)	

14	Guest Lecture for Students	Azure Cloud Platform and latest Microsoft Technologies with hand on practice	15 Nov. 2019	Students of CSE/ECE	Sh.RaviTularam Technical Engineer Microsoft, Gurgaon Haryana	
5	Guest Lecture for Students	Data Science	15 Nov. 2019	81 Students of CSE (5th,7th)	Sh. SourabhTaneja Senior Software Trainer & Developer KVCH-Oracle WDP Partner,Noida UP	Organized by Dept. of CSE
16	2 Days worksho p	Simulation & Designing using Proteus Software	23-24 Jan. 2020	38 students & 7 faculty	ABVGIET	Organized by ECE Dept.
17	3 Day Worksh op	Virtual Lab for students & faculty	11 – 13 Feb. 2020	Faculty & Students of ECE	ABVGIET in association with IIT Roorkee	
18	Guest Lecture for Students	Engineering Chemistry (CH-101)	17-21 Feb. 2020	Students of CSE/ECE 1st years	Dr.Rajvir Kaur Asstt.Prof. Chemistry GNDEC Ludhiana	Twinning activity with GNDEC Ludhiana
19	1 week STC	IoT Through Single Board Computer	24-28 Feb. 2020	Faculty & 30 Students of ECE		Twinning activity with IIT Hyderaba d
21	Worksh op	GATE: Sensitization & Orientation				
22	2 days' Worksh op	Admin and Lab Integration Management				
23	Guest Lectures for students	Advance Java, Modelling & Simulation	Jan-Feb. 2020	64 Students of CSE 6th Sem	Namita Chandel	
		Analog Communication, Advanced Microcontrollers for Embedded Systems		77 Students of ECE 4 & 6TH Sem	Ravi Kant	
		Principles of soft computing & Electrical Engg.		98 Students of ECE 2nd& 6th Sem	Akanksha Sharma	

		Microelectronic technology, Microprocessors & Peripherals		77 Students of ECE 2nd& 4th Sem	Vandana Devi	
24	5 Days Project Work	Solar Street Light		02 students of ECE 3Year		

2. **Session 2020- 2021 : COVID TIME**

3. **Session 2021- 2022**

S. No.	**Resource Person/Institute Name**	**Topic of Activity/Event**	**Date**	**Coordinated by**	**Organized for**
1.	Mr. Animesh Kumar Scientist-E & Head, Mr. Pankaj Atri Scientist from BUREAU OF INDIAN STANDARDS, Parwanoo	Awareness programme by Bureau of Indian Standards (BIS)	18-01-2022	Dr. Desh Raj Thakur	CSE, ECE & EE Ist Year students
2.	Dr. Abhishek Kumar Assistant Professor Department of Chemistry Govt. Degree college, Solan (HP)	Uv-Visible spectroscopy	24-05-2021		CSE, ECE & EE Ist Year students

4. Session 2022- 2023					
S. No	**Resource Person/Institute Name**	**Topic of Activity/Event**	**Date**	**Coordinated by**	**Organized for**
1	Mr. Ram Charan Dass (Joint Director & Scientist-D), Mr. Suyash Pandey (Assistant Director & Scientist-B), Mr. Sudhanshu Suman (Assistant Director & Scientist-B), Mr. AtulChaturvedi (Standards Promotion Officer)	Orientation programme and Standard formulation activity (BIS)	30-05-2022	Dr. Desh Raj Thakur	CSE, ECE & EE Ist Year students and Members of Standard Club
2	Dr. Rohit Rathore, Assistant Controller of Patents & Designs	Intellectual Property Awareness program under National Intellectual Property Awareness Mission	17 November, 2022		CSE, ECE & EE 5th semester students
3.	Er. Amardev Singh, Assistant Professor	Intellectual Property Rights- Concept, Need and Relevance	21-03-2023		CSE, ECE & EE 6th semester students
4.	Mr. Sunil Sharma, Assistant Professor, RGGEC	X-rays and Quantum Mechanics	03, July 2022		CSE, ECE & EE 1st Year students
5.	Dr. Sangeet Kumar Assistant Professor (Mathematics) SGTB Khalsa College, Sri Anandpur Sahib-140118, Dist. - Ropar, Punjab Dr. Sunil Kumar Sharma (Asst. Prof.) Mathematics, Siddharth Govt. Degree College Nadaun, Distt. Hamirpur, H.P.	Workshop on Advancements in Engineering Mathematics.	8th July, 2022	Dr. Reena Sharma	CSE, ECE & EE 1st Year students

6.	Dr. Ravinder Kaundal, AMO Purag	Practical session on Yoga	20-09-2022		CSE, ECE & EE Ist Year students
7.	Solitair Infosys	Webinar on latest technologies ruling the world	16-11-2022	Gaurav Mahajan	4th year students of all branches
8.	Careerera	Webinar on why data science matters and how it powers business in 2022	17-11-2022	Gaurav Mahajan	4th year students of all branches
9.	Indian cyber security solutions	Workshop on Cyber security Awareness	02-01-2023	Gaurav Mahajan	4th year students of all branches
10.	IBM	Session on Building skills on emerging technologies	29-03-2023	Gaurav Mahajan	4th year students of all branches

5.	**Session 2023- 2024**				
S. No	Resource Person/Institute Name	Topic of Activity/Event	Date	Coordinated by	Organized for
1	Er. Amardev Singh, Assistant Professor	Intellectual Property Rights- Concept, Need and Relevance	21-03-2023	Dr. Desh Raj Thakur	CSE, ECE & EE 6th semester students
2.	Mr. AtulChaturvedi (Standards Promotion Officer)	Orientation programme and Standard formulation activity by BIS	17-04-2023 and 18-04-2023		CSE, ECE & EE 2nd Year students and Members of Standard Club
3.	Talnext	Workshop on Changing landscape of corporate hiring, role of AI	19-04-2023	Gaurav Mahajan	3rd year students of all branches
4.	Wing Commander Kunal Sharma (Indian Air Force), Dr. Arvind Keprate (Associate Prof. Oslomet University Norway	Motivational Talk on Career Opportunities	20-04-2023	Gaurav Mahajan	3rd year students of all branches
5.	Pisoft Solutions	Online Lecture on Latest Trends in IT sector	27-04-2023	Gaurav Mahajan	2nd and 3rd year students of CSE and ECE branch
6	Dr. Tushar Jain, Associate Professor, IIT Mandi	Lecture on Signals & Systems	26-09-2023 & 27-09-2023	MunishPatial	ECE students & Faculty Members
7	Made Easy	Webinar	18/10/2023	Gaurav Mahajan	CSE, ECE, EE Final & Pre-Final Year students
8	NSDC	Webinar	30/10/2023	Gaurav Mahajan	CSE & ECE Final Year

9	BIS Officials	Orientation Program and Standard Formulation Activity	17/04/2023 to 18/04/2023	Dr. Desh Raj Thakur	For the Students of the Standard Club
10	Mrs. Meena Kumari, SO BIS; Shri Ramcharan Ex Joint Director BIS; Shri Harsh Hans, MTS BIS	BIS Training Programme	12/10/2023	Dr. Desh Raj Thakur	For the Students of the Standard Club
11	Explore and Evolve Pvt. Ltd.	Seminar	26/02/2024	Gaurav Mahajan	CSE, ECE, EE Final Year students
12	Hoping Minds	Seminar	22/03/2024	Gaurav Mahajan	CSE, ECE, EE Final Year students
13	Solitair Infosys	Seminar	15/04/2024	Gaurav Mahajan	CSE & ECE Final Year students
14	Novem Controls	Seminar	23/04/2024	Gaurav Mahajan	CSE, ECE, EE Final Year students
15	Ocean Technologies	Seminar	01/05/2024	Gaurav Mahajan	CSE, ECE, EE Final Year students
16	Dr Harsh Sohal, Associate Professor, ECE, JUIT Waknaghat	VLSI Design: Future and Job Perspectives	06/05/2024		ECE 8th Sem Students
17	Dr Tushar Jain, Associate Professor, IIT Mandi	Mathematical modelling of systems	14/03/2023		ECE-4th sem Students
18	Dr Nafis Udin Khan, Associate Professor, ECE, JUIT Waknaghat	IoT: Future and Job Perspectives	15/07/2022		ECE-5th sem Students

Key Indicator 3.2-Research Publication And Awards							
Item No.	**Particulars**						
3.2.1	**No. of papers published per teacher in the Journals notified on UGC website during the last five years**						
	3.2.1.1	No. of research papers in the Journals notified on UGC website during the last five years					
		Year	2020-21	2021-22	2022-23	2023-24	2024-25
		Name of Faculty	**No of Publications**	**No of Publications**	**No of Publications**	**No of Publications**	**No of Publications**
		Dr Umesh C Rathore				1	1
		Dr Ankush Kapoor	1	5	4	2	3
		Anurag Sharma					
		Shivani					
		Anuj Gupta	3				
		Nivedita Kashyap	0				
		Navdeep Sharma			1		
		Namita Chandel	0				
		Sandeep Thakur				1	
		Ajeet Thakur					
		Munish Patial					
		Saurav Mehta					
		Ravi Kant Sharma					
		Akanksha Sharma					1
		Vandana Devi					
		Arvind Sharma					1
		Pradeep Singh				1	2
		Nikhil	1				
		Awin Gupta					
		Dr Reena Sharma		1			1
		Dr. Sanjay Kalta					
		Kuldeep S. Thakur					
		Dr. Divya Sharma					
		Dr. Desh Raj	1		1		

		Gaurav Mahajan					
		Nutan Dhanta					

Data requirement:

- Title of paper
- Name of the author/s
- Department of the teacher
- Name of Journal
- Year of publication

$$= \frac{\text{No. of publications in UGC notified journals during the last five years}}{\text{Average No. of full time teachers during the last five years}} = \frac{32}{26} = 1.23$$

Attach as Annexure(s)

- Any additional information.
- List of research papers by title, author, department, name and year of publication

3.2.2 **No. of books and chapters in edited volumes/books published and papers published in National/International conference proceedings per teacher during the last five years**

3.2.2.1 Total No. of books and chapters in edited volumes/books published and papers in National/International conference proceedings year wise during the last five years

Year	2020-21	2021-22	2022-23	2023-24	2024-25
Number	**No of Publications**	**No of Publications**	**No of Publications**	**No of Publications**	**No of Publications**
Dr Umesh C Rathore	1	1	5		
Dr Ankush Kapoor	0	1	1	4	1
Anurag Sharma					
Shivani					
Anuj Gupta		2		1	
Nivedita Kashyap	0				
Navdeep Sharma					
Namita Chandel					
Sandeep Thakur					
Ajeet Thakur					
Munish Patial					
Saurav Mehta					

	Ravi Kant Sharma					
	Akanksha Sharma			2	1	
	Vandana Devi		1			1
	Arvind Sharma					
	Pradeep Singh			4	2	3
	Nikhil	1			1	
	Awin Gupta					
	Dr Reena Sharma					1
	Dr. Sanjay Kalta					
	Kuldeep S. Thakur					
	Dr. Divya Sharma					
	Dr. Desh Raj					
	Gaurav Mahajan					
	Nutan Dhanta					

Data requirement for last five years :

- Name of the teacher: Title of the paper
- Title of the book published: Name of the author/s: Title of the proceedings of the conference
- Name of the publisher: National/International
- National/International: ISBN/ISSN number of the proceedings

Total No. of books and chapters in edited volume, books, published

and papers in National/International conference proceedings during the last five years / Average No. of full time teachers during the last five years

$= \frac{34}{26} = 1.30$

Attach as Annexure(s)

- Any additional information.
- List of books and chapters edited volumes/books published

Key Indicator 3.3:

Extension Activities

NSS/NCC/Red Cross

3.3.1	**Extension activities carried out in the neighborhood community, sensitizing students to social issues for their holistic development, and impact hereof during the last five years**
	Describe the impact of extension activities in sensitizing students to social issues and holistic development within a maximum of 150 words
Answer:	From the commencement of NSS unit on 7.1.2023 and NCC unit on 21.10.2023 at ABVGIET, Pragatinagar, Shimla, extension activities through NCC and NSS at ABVGIET and in neighbourhood have significantly impacted students' holistic development and sensitivity to social issues. NCC cadets participated in voter awareness campaigns, disaster management drills, and electoral duties, fostering civic responsibility and community engagement. Their disciplined involvement in major events, like the Honorable Technical Minister's visit, enhanced organizational skills and campus reputation. Similarly, NSS initiatives, including cleanliness drives, cultural and sports events, and programs like "Meri Maati, MeraDesh," promoted teamwork, leadership, and cultural appreciation. Collectively, these efforts nurtured students into socially aware and responsible citizens. A complete information about the NCC and NSS wing at ABVGIT along with their activities performed at ABVGIET are mentioned in ANNEXURE 1 attached. **Attach as Annexure(s)** • ANNEXURE I

No. of awards and recognitions received for extension activities from government/government recognized bodies during the last five years						
3.3.2.1	Total No. of awards and recognition received for extension activities from Government/government recognized bodies year wise during the last five years					
	Academic Year (Aug. - July)	2019-2020	2020-2021	2021-2022	2022-2023	2023-2024
	Number	0	0	0	0	17

Data requirement for last five years:

Name of the activity: NCC camp
Name of the award/recognition: Various Awards during Camp
Name of the Awarding body: National Cadet Corps (NCC) Army Wing by **8 HP Bn NCC, Rampur Bushehr, Distt Shimla**
Year of the award: 2023-2024

Item No.	Particulars
3.3.3	**No.ofextensionandoutreachprogramsconductedbytheinstitutionthroughNSS/NCC/RedCrossetc.(includingtheprogrammes such as Swachh Bharat, AIDS awareness, Gender issues etc. and/or those organized in collaboration with industry, community and NGOs) during the last five years**

3.3.3.1 No.of extension and outreach programs conducted in collaboration with industry, community and Non-Government Organizations

Through NSS/NCC/Red Cross etc., year wise during the last five years

1. Through NSS (Established on dated 07.01.2023)(Annexure enclosed on dated 9th Dec. 2024)

Year	2023-24	2022-23	2021-22	2020-21	2019-20
Number (NSS)	17	0	0	0	0
NCC	10	0	0	0	0

Data requirement for the last five years:(Annexure 3.3.3.1)

- Name and No. of the extension and outreach programmes
- Name of the collaborating agency: Government/Non-Government, industry, community with contact details

Attach as Annexure(s)

Reports of the event organized. Annexure 3.3.3.1. enclosed

Any additional information.

- No. of extension and outreach programmes conducted with industry, community etc. for the last five years

3.3.4	**Averagepercentageofstudentsparticipatinginextensionactivitiesat3.3.3aboveduringthelastfiveyears**					
	3.4.4.1	TotalNo.ofstudentsparticipatinginextensionactivitiesconductedincollaborationwithindustry,communityand Non-Government Organizations through NSS/NCC/Red Cross etc. year wise during the last five years				
		Year	2023-24	2022-23	2021-22	2020-21	2019-20
		Number (NSS)	84	0	0	0	0
		Number (NCC)	36	0	0	0	0

Data requirement for the last five years:

- Name of the activity: NCC camp held at Rampur
- Name of the scheme: special Camp
- Year of the activity: 2023-24
- No. of teachers participating in such activities: 02
- No. of teachers participating in such activities:

Formula:

Percentage per year=Total No.ofstudentsparticipatedinsuchactivitiesx100 = $\frac{120}{136}x100$=88%

No. of students Average percentage= $\sum_{n=1}^{5}(percentage\ per\ year)/5$ =17.6 %

AttachasAnnexure(s)

Reports of the event. Annexure 3.4.4.1. enclosed

Any additional information.

Average percentage of students participating in extension activities with Government or NGO etc.

Key Indicator 3.4: Collaboration

Item No.	Particulars
3.4.1	**Collaborations/linkages of the institution for Faculty exchange, student exchange, internship, field trip, on-the-job training, research etc. during the last five years** • No. of linkage (s) for faculty exchange, student exchange, internship, field trip, on-the-job-training, research etc. year wise during the last five years

	Year	2024	2023	2022	2021	2020
	Number	13	12	12	12	12

Data requirement for the last five years:

- Title of the linkage
- Name of the partnering institution/industry/research lab with contact details
- Year of commencement
- Duration (From-to)
- Nature of linkage

S.No.	Name of the partnering institution	Year of commencement	Duration	Nature of linkage
1.	SEBIZ InfotechPvt. Ltd. Mohali	2019	23-04-2019 to 23-04-2024	On the Job Training
2.	Sachtech Solution Pvt. Ltd. Mohali	2019	23-04-2019 to 23-04-2024	On the Job Training
3.	QSPIDERS Unit of test Yantra software solution Pvt. Ltd. Chandigarh	2019	23-04-2019 to 23-04-2024	On the Job Training
4.	Infowiz Industry Pvt. Ltd. Chandigarh	2019	23-04-2019 to 23-04-2024	On the Job Training
5.	Impinge Solutions Pvt. Ltd. Mohali	2019	23-04-2019 to 23-04-2024	On the Job Training
6.	Hiltweb Solution Pvt. Ltd. Mohali	2019	23-04-2019 to 23-04-2024	On the Job Training
7.	Netmax Technologies Pvt. Ltd. Chandigarh	2019	23-04-2019 to 23-04-2024	On the Job Training
8.	Solitaire Infosys Pvt. Ltd. Mohali	2019	24-04-2019 to 24-04-2024	On the Job Training
9.	Zero2 unicorn Pvt. Ltd. Mohali	2019	24-04-2019 to 24-04-2024	On the Job Training
10.	KV Computer Home Pvt. Ltd. Noida	2019	09-05-2019 to 09-05-2024	On the Job Training
11.	Aptron Solution Pvt. Ltd. Noida	2019	10-05-2019 to 10-05-2024	On the Job Training
12	JUIT, Waknaghat	2020	04-08-2020 to 04-08-2025	Field Trip
13	Novem Controls, Mohali	2024	19/11/2024 to 18/11/2027	On the Job Training

Attach as Annexure(s)

- E-copies/hard copies of linkage related document.
- Any additional information.
- Details of linkages with institutions/industries for internship

3.4.2 **No. of functional MoUs with National and International institutions, universities, industries, corporate houses etc. during the last five years**

3.4.2.1 No. of functional MoUs with institutions of National, International importance, other universities, industries, corporate houses etc. year wise during the last five years

Year	2024	2023	2022	2021	2020
Number	22	21	21		16

Data requirement for the last five years:

- Organisation with which MoU has been signed
- Name of the institution/industry/corporate house
- Year of signing MoU
- Duration
- List the actual activities under each MoU
- No. of students/teachers participating under MoU

S. No.	Organization with which MOU Signed	Date of MoU Signed	Date of expiry of MoU	Activities under each MoU	No. of students/teach participating
1	Jyoti Vidyapeeth Women's University, Jaipur	06-10-2018	--------	-------	
2	Indian Institute of Bombay	12-03-2019	12-03-2024	-------	
3	Sant Longowal Institute of Engineering & Technology (SLIET), Longowal.	22-08-2019	22-08-2024	-------	
4	SEBIZ Infotech Pvt. Ltd. Mohali	23-04-2019	23-04-2024	Students have been placed in the company.	
5	Sachtech Solution Pvt. Ltd. Mohali	23-04-2019	23-04-2024	Students have been placed in the company.	
6	QSPIDERS Unit of test Yantra software solution Pvt. Ltd. Chandigarh	23-04-2019	23-04-2024	Students have been placed in the company.	1
7	Infowiz Industry Pvt. Ltd. Chandigarh	23-04-2019	23-04-2024	Students have been placed in the company.	
8	Impinge Solutions Pvt. Ltd. Mohali	23-04-2019	23-04-2024	Students have been placed in the company.	2
9	Hiltweb Solution Pvt. Ltd. Mohali	23-04-2019	23-04-2024	Students have been placed in the company.	1
10	Netmax Technologies Pvt. Ltd. Chandigarh	23-04-2019	23-04-2024	Students have been placed in the company.	

11	Solitaire Infosys Pvt. Ltd. Mohali	24-04-2019	24-04-2024	Students have been placed in the company and workshops are being organized by the company in the college.	5	
12	Zero2 unicorn Pvt. Ltd. Mohali	24-04-2019	24-04-2024	Students have been placed in the company.		
13	KV Computer Home Pvt. Ltd. Noida	09-05-2019	09-05-2024	Students have been placed in the company.		
14	Aptron Solution Pvt. Ltd. Noida	10-05-2019	10-05-2024	Students INTERNSHIP TRAINING and Placement in the company.		
15	Dr. Y.S Parmar University of Horticulture and Forestry Solan	10-12-2019	10-12-2024	-------		
16	JUIT Waknaghat	04-08-2020	04-08-2025	Joint Placement drives are being carried out		
17	Govt. Polytechnic Rohru	19-03-2021	19-03-2026	-------		
18	Dbug lab Pvt Ltd	23-09-2021	----	Guest Lectures and Workshops are being arranged.		
19	PHYTEC Embedded Pvt Ltd	31-12-2021	-----	-----		
20	SK Deep Tech Pvt Ltd	04-06-2022	04-06-2027	------		
21	Techsaksham (Edunet)	26-11-2022	25-11-2027	Free online lectures and boot camps for the girl students (all years and all branches) of ABVGIET are being carried out on a daily basis involving various happening topics in the market making students vulnerable to fetch handsome salary packages.		

	22	Novem Controls, Mohali	19/11/2024	18/11/2027	Guest lecture, workshops are arranged, students got training and placements	4	

Attach as Annexure(s)

- E-copies/hard copies of the MoUs with institution/industry/corporate houses.
- Any additional information.
- Details of functional MoUs with institutions of National, International importance, other universities etc. during the last five years.

Criteria-4 Infrastructure and Learning Resources
Key Indicator 4.1 Physical Facilities

Item No.	Particulars

4.1.1 Infrastructure and physical facilities for teaching-learning, viz., classrooms, laboratories, computing equipment etc. of the institutions.

S. No	Name of Facility	Qty	Specification
1	Classrooms	12	66 SQM
2	Lecture Theater	4	100 SQM
3	Computer Systems	250	I5, 4 GB, 500GB, 19.5” display
4	Interactive panels	15	75”
5	Digital Podiums	10	Fully multimedia
6	Labs ECE	5	66 SQM
7	Labs CSE	5	66 SQM
8	Labs EE	4	66 SQM
9	Language Lab	1	66 SQM
10	Lab Physics	1	66 SQM
11	Lab Chemistry	1	66 SQM
12	Computer Center	1	200 SQM

All equipment in labs are as per the minimum specified requirement of the statutory body. Describe the adequacy of infrastructure and physical facilities for teaching-learning as per the minimum specified requirement of statutory bodies within 100-150 words.

Attach as Annexure(s)
- Any additional information.

4.1.2 Facilities for cultural activities, sports, games (indoor, outdoor), gymnasium, yoga centre etc.

Describe the adequacy of facilities for sports, games and cultural activities which include specification about area/size, year of establishment and user rate within 100-150 words.

S. No	Name of Facility	Qty	Specification
1	Basketball court	1	Newly built with national standards having seating capacity of 500
2	Volleyball Court	1	Newly built.
3	Badminton Court	1	
4	Open Gym	1	Twelve no of machines and bars are available.
5	NCC Unit	1 Unit	With sanctioned strength of 100 cadets from 8HPBn NCC Rampur Bushahr
6	NSS Unit		
7	Auditorium	1	Newly built having seating capacity of 800 people.
8	Table Tennis Room	1	Equipped with two TT tables.
9	Cultural Room	1	Equipped with all latest and good no. of instruments

Attach as Annexure(s)
- Any additional information.

4.1.3	**Percentage of classrooms and seminar halls with ICT-enabled facilities such as smart class, LMS etc.** **8 classrooms and 7 labs are ICT enabled with the latest interactive panels.**

4.1.3.1	No. of classrooms and seminar halls with ICT facilities

Data requirement for the last five years:

- No. of classrooms with LCD facilities 8
- No. of classrooms with Wi-Fi/LAN facilities 4
- No. of smart classrooms 8
- No. of classrooms with LMS facilities 0
- No. of seminar halls with ICT facilities 2

Formula:

$$\frac{\text{No. of classrooms and seminar halls with ICT facilities}}{\text{Total No. of classrooms/seminar halls in the institution}} \times 100 \quad 75\%$$

Attach as Annexure(s)

- Any additional information.
- Details of classrooms and seminar halls with ICT enabled facilities

4.1.4	Average percentage of expenditure, excluding salary, for infrastructure augmentation during the last five years (INR in lakhs) NA

4.1.4.1 Expenditure for infrastructure augmentation, excluding salary, year wise during the last five years (INR in lakhs)

Year	2019-20	2020-21	2021-22	2022-23	2023-24
INR in lakhs	1585000	1161110	2243600	2032100	4211790
For infra aug	700000	538900	1500000	1236000	3499944
Percentage	44.2%	46.4%	66.9%	60.8%	83.1%

	Data requirement for the last five years: ● Expenditure for infrastructure augmentation. ● Total expenditure excluding salary Formula: Percentage per year= $\frac{\text{Expenditure for infrastructure augmentation excluding salary}}{\text{Total expenditure excluding salary}} \times 100$ Average percentage = $\frac{\Sigma\Sigma \text{ Percentage per year}}{5}$ 60.3% **Attach as Annexure(s)** ● Any additional information. ● Audited utilization statements. ● Details of budget allocation, excluding salary during the last five years

Key Indicator 4.2 Library as a Learning Resource

Item No.	Particulars
4.2.1	**Library is automated using Integrated Library Management System (ILMS) NO** The institute intends to procure it soon. Date requirement for the last five years: Write a description of library within (100-150 words) ● Name of ILMS software ● Nature of automation (fully or partially) ● Version ● Year of automation **Attach as Annexure(s)** ● Any additional information. ● Paste link for additional information, if any
4.2.2	**The institution has subscription for the following e-resources** (1) e-journals No (2) e-Sodh Sindhu No (3) Shodhganga Membership No (4) E-books NDLI subscription (5) Databases Yes (6) Remote access to e-resources Yes **Options:-** (A) Any 4 or more of the above (B) Any 3 of the above (C) Any 2 of the above (D) Any 1 of the above (E) None of the above Data requirement for last five years: ● Details of membership ● Details of subscription **Attach as Annexure(s)** ● Any additional information. ● Detail of subscriptions like e-journals, e-ShodhSindhu, Shodhganga Membership etc.
4.2.3	**Average annual expenditure on purchase of books/e-books and subscription to journals/e-journals during the last five years (INR in lakhs)**

4.2.3.1	Annual expenditure of purchase of books/e-books and subscription to journals/e-journals year wise during the last five years (INR in lakhs)					
	Year	2019-20	2020-21	2021-22	2022-23	2023-24
	INR in Lakhs	12,16,652	3,35,205	99,838	3,74,458	2,24,893

	Data requirement for the last five years: ● Expenditure on the purchase of books/e-books ● Expenditure on the purchase of journals/e-journals ● Year of expenditure Average Expdt. per year: Total Expenditure in rupees on purchase of books/e-books/journals and subscription to journals/e-journals 5 **Attach as Annexure(s)** ● Any additional information. ● Audited statement of accounts. ● Details of annual expenditure for purchase of books/e-books and journals/e-journals during the last five years.
4.2.4	**Percentage per day usage of library by teachers and students (foot falls and login data for online access)**
	4.2.4.1 No. of teachers and students using library per day over last one year. 80 students + 20 Faculty
	Data requirement ● Attach last page of accession register details ● Method of computing per day usage of library ● No. of users using library through e-access ● No. of physical users accessing library Formula: No. of teachers and students using library per day x 100 / Total No. of teachers and students 100 x 100 = 16.12 / 620 **Attach as Annexure(s)** ● Any additional information. ● Details of library usage by teachers and students.

Key Indicator 4.3: IT Infrastructure	
Item No.	**Particulars**
4.3.1	**Institution frequently updates its IT facilities including Wi-Fi** Institute is having latest IT infrastructure. 100 Mbps lease line to provide 24 Hr internet facility in labs and classrooms. Institute have latest licensed software such as Microsoft Products, Ansys, Cadance, Matlab. Internet bandwidth is regularly enhanced as per the need of the students. Describe IT facilities including Wi-Fi with date and nature of updation within 100-150 words. **Attach as Annexure(s)** ● Any additional information. ● Paste link for additional information, if any.
4.3.2	**Student-Computer ratio** (Data for the latest completed academic year) No. of students : No. of Computers:: 699:250 Data requirement: ● No. of computers in working condition 240 ● Total no. of computers 250 **Attach as Annexure(s)** ● Any additional information. ● Student-computer ratio
4.3.3	**Bandwidth of Internet connection in the Institution** **Options:** (A) 10 GBPS (B) 1 GBPS (C) 750 MBPS (D) 500 MBPS (E) Others (specify) 100 MBPS Data requirement**:** ● Available internet bandwidth 100 MBPS **Attach as Annexure(s)** ● Any additional information. ● Details of available bandwidth of internet connection in the institution.

Key Indicator 4.4 Maintenance of Campus Infrastructure

Item No.	Particulars
4.4.1	**Average percentage of expenditure incurred on maintenance of infrastructure (physical and academic support facilities), excluding salary component, during the last five years (INR in lakhs)**

4.4.1.1 Expenditure incurred on maintenance of infrastructure (physical facilities and academic support facilities) excluding salary component year wise during the last five years (INR in lakhs)

Year	2019-20	2020-21	2021-22	2022-23	2023-24
INR in lakhs	1585000	1161110	2243600	2032100	4211790
For infra aug	700000	538900	1500000	1236000	3499944
Percentage	44.2%	46.4%	66.9%	60.8%	83.1%

Data requirement year wise: (As per data template in Section B)

- Non salary expenditure incurred
- Expenditure incurred on maintenance of campus infrastructure

Formula:

$$\text{Percentage per year} = \frac{\text{Expenditure on maintenance of physical and academic support facilities excluding salary component}}{\text{Total expenditure excluding salary component}} \times 100$$

$$\text{Average percentage} = \frac{\Sigma\Sigma \text{ Percentage per year}}{5} \quad \underline{60.3\%}$$

Attach as Annexure(s)

- Any additional information.
- Audited statements of accounts.
- Details about assigned budget and expenditure on physical facilities and academic support facilities

4.4.2	**Established systems and procedures for maintaining and utilizing physical, academic and support facilities-laboratory library, sports complex, computers, classrooms etc.** **All students have to follow the Time table for the usage of classrooms, laboratory, library. Sports facilities are freely available for the students.**
	Describe policy details of systems and procedures for maintaining and utilizing physical, academic and support facilities on the website within 100-150 words. **Attach as Annexure(s)** ● Any additional information. ● Paste link for additional information, if any.

Criterion 5-Student Support and Progression Key Indicator 5.1 Student Support							
Item No.	**Particulars**						
5.1.1	**Average percentage of students benefited by scholarships and freeships provided by the Government during the last five years.**						
	5.1.1.1	No. of students benefited by scholarships and freeships provided by the Government year wise during the last five years					
		Year	2020	2021	2022	2023	2024
		Number	**72**	**109**	**168**	**185**	**173**

Data requirement year wise:

Name of Scheme	No. of students benefited				
	2020	**2021**	**2022**	**2023**	**2024**
PM Scholarship Scheme	2	4	5	6	13
HP Board Scholarship	02	3	1	1	0
Department of Social Justice & Empowerment Scholarship to Disabled Student	01	0	0	0	0
Technical Education Scholarship Scheme (offline)	04	03	13	6	0
Technical Education Scholarship Scheme (NSP)	0	0	12	24	26
Centrally Sponsored Post Matric Scholarship Scheme For Obc Students-Himachal Pradesh	06	3	0	0	0
Centrally Sponsored Post Matric Scholarship Scheme For SC Students-Himachal Pradesh	17	17	22	21	17
Centrally Sponsored Post Matric Scholarship Scheme For ST Students-Himachal Pradesh	01	0	0	2	2
Dr. Ambedkar Post Matric Scholarship For Economically Backward Class Students-Himachal Pradesh	16	22	0	0	0
Kalpana Chawla Chatravriti Yojana-Himachal Pradesh-Himachal Pradesh	11	9	8	5	0
Aicte – Pragati Scholarship Scheme For Girl Students (Technical Degree)	06	18	30	29	41
Aicte –Swanath Scholarship Scheme (Technical Degree)	0	1	0	1	1
Central Sector Scheme Of Scholarships For College And University Students	05	24	18	17	11
Merit cum Means Scholarship for Professional and Technical Courses CS	0	1	2	0	0
Post Matric Scholarship Schemes Minorities CS	01	0	1	0	0
Prime Minister's Scholarship Scheme for Central armed police forces and assam rifles	0	4	4	6	4
PM Yasasvi post matric scholarship for OBC, EBC students- Himachal Pradesh	0	0	52	67	58
Total	**72**	**109**	**168**	**185**	**173**

Formula:

Percentage per year 2020 = $\frac{72}{434} \times 100$ =16.59%

Percentage per year 2021 = $\frac{109}{475} \times 100$ =22.94%

Percentage per year 2022 = $\frac{168}{542} \times 100$ =30.99%

Percentage per year 2023 = $\frac{185}{577} \times 100$ =32.06%

Percentage per year 2020 = $\frac{173}{622} \times 100$ =27.81%

Average percentage = $\frac{130.39}{5}$ = **26.08 %**

Attach as Annexure(s)

- Attested letter with the list of students applied for scholarship (as Annexure 5.1.1A).

5.1.2	**Average percentage of students benefited by scholarships, freeships etc. provided by the institution/non-government agencies during the last five years**

5.1.2.1 Total No. of students benefited by scholarships, freeships, etc. provided by the institution/non-government agencies year wise during the last five years

Year	2020	2021	2022	2023	2024
Number	**0**	**6**	**10**	**6**	**5**

Data requirement for last five years:

Name of Scheme	**No. of students benefited**				
	2020	**2021**	**2022**	**2023**	**2024**
ONGC Scholarship Scheme	0	1	1	0	0
SJVN Silver Jubilee Scholarship Scheme	0	5	8	6	5
BSNL Scholarship Scheme	0	0	1	0	0
Total	**0**	**6**	**10**	**6**	**5**

Formula:

Percentage per year 2020 = $\frac{0}{434} \times 100$ =0 %

Percentage per year 2021 = $\frac{6}{475} \times 100$ =1.26 %

Percentage per year 2022 = $\frac{10}{542} \times 100$ =1.84 %

Percentage per year 2023 = $\frac{6}{577} \times 100$ =1.04 %

Percentage per year 2020 = $\frac{5}{622} \times 100$ =0.80 %

Average percentage = $\frac{4.94}{5}$ = **0.988 %**

Attach as Annexure(s)

- No. of students benefited by scholarships and freeships provided by institution/non-government agencies in last five years (as Annexure 5.1.2.A)

5.1.3 The Soft Skills and Language Club of the Institute was constituted on 16th May 2023 by the Director cum Principal of the institute. The club is coordinated by Dr. Divya Sharma, Assistant Professor English, along with an enthusiastic group of student coordinators. It offers a unique platform to the students to display their literary and creative skills. It organizes events like: Declamation contest, Poetry contest, Debates, Spelling Bee Contest etc. The club coordinator also assists the Pre-final and Final year students in improving their communication skills, Resume building and interview preparation. The following students are currently holding various positions in the club:

S. No.	Name	Sem/Branch	Remarks
1.	Ms. Maliniansu Thakur	7th Sem CSE	Secretary
2.	Mr. Paras Sharma	7th Sem EE	Joint Secretary
3.	Ms. Arushita Sharma	5th Sem CSE	Coordinator
4.	Mr. Abhinav Singh	5th Sem CSE	Coordinator
5.	Mr. Ansh Katwal	5th Sem ECE	Coordinator
6.	Mr. Sahil	5th Sem EE	Coordinator
7.	Mr. Nitish	5th Sem EE	Coordinator
8.	Mr. Ashpan	5th Sem ECE	Coordinator
9.	Ms. Geetangi	5th Sem CSE	Coordinator
10.	Mr. Vivek Thakur	4th Sem EE	Member
11.	Ms. Akriti Sen	3rd Sem EE	Coordinator
12.	Ms. Palak Thakur	3rd Sem EE	Member
13.	Ms. Ankita	3rd Sem CSE	Member
14.	Mr. Aryan Kaundal	3rd Sem CSE	Member
15.	Mr. Ankush	3rd Sem EE	Member

Events Organized by the Club:

i. The club organized a Declamation, Poetry and Spell Bee Contest for the B.Tech. students on 20th May 2023. The winners of the event are as per the table given below:

S. No.	Name of the event	Student Name and Semester	Position Held
1	Declamation Contest (English)	Vanshika Sharma CSE 3rd Sem	1st Position
		Madhubala CSE 7th Sem	2nd Position
2	Poetry Contest (English)	Sudiksha CSE 3rd Sem	1st Position
		Sakshi EE 3rd Sem	2nd Position
3	Poetry Contest Hindi	Shagun Gupta CSE 5th Sem	1st position
		Arzoo Patiyal EE 3rd Sem	2nd Position

4	Spelling bee Contest	Team Members: 1. Sudiksha Sharma CSE 3rd Sem 2. Sarthak Kaul CSE 5th Sem 3. Anuj ECE 7th Sem 4. Tanisha EE 7th Sem	1st Position

ii. The club organized another Poetry and Declamation Contest on 23rd September 2023 in which students participated with great zeal and showcased their talent in front of the audience. The winners of the event are as per the table given below:

S. No.	Name of the event	Student Name and Semester	Position Held
1	Declamation Contest (English)	Madhubala Zinta CSE 7th Sem	1st Position
		Rudraksh CSE 1st Sem	2nd Position
2	Declamation (Hindi)	Vanshika Sharma CSE 3rd Sem	1st Position
		Ankush EE 2nd Sem	2nd Position
2	Poetry Contest (English)	Aarzoo Patial EE 3rd Sem	1st Position
		Ankita	2nd Position
3	Poetry Contest Hindi	Sudiksha CSE 3rd Sem and Sakshi EE 3rd Sem	1st position
		Shagun Gupta CSE 5th Sem	2nd Position

iii. The Club organized a fun event on 2nd February 2024. It included: Literary Dumb Charades (on the titles of popular works of fiction and non-fiction) and Open Mic. As no winners were to be announced so students could participate without inhibitions and further hone their oratory skills.

2. Language and communication skills:

As mentioned above under point A, The Soft Skills and Language Club of the Institute, which was constituted on 16th May 2023 by the Director cum Principal of the institute, aims at improving the Language and Communication Skills of the students which are a part of Soft Skills. Various events organised from time to time give students a platform to hone their communication skills to meet the upcoming challenges in the industry.

As a part of the initiative to enhance the communication skills of the students, the subject of communication skills and communication skills lab is taught to the students and in addition

to that the students are given fun reading assignments on the Google classroom, where they can improve their speaking skills after listening to the audio of the Teacher and then improving and working on their reading with the assistance of the teacher and uploading their recording of the same story/ poem on the Google classroom as an assignment. This way all the students can be given exclusive feedback on how they can improve their communication skills in English.

3. Life skills (Yoga, physical fitness, health and hygiene):

Yoga and fitness sessions as well as expert lecture on health and hygiene have always been an integral part of the induction programme for the first-year students.

Induction Programme 2023: On 9th August 2023, Dr. Ravinder Kaundal, Ayurvedic Medical Officer, explained in detail about personal health to the students. A yoga session was organized on 11th August 2023 during the induction program in which students enjoyed Basic Yoga as well as Tali Yoga.

Induction Programme 2024: Two sessions on "Mind-Body Connection: How Yoga, Meditation, and Breath Work can Improve Mental Health, Clarity and Focus" were conducted by Sanjeev Harnot from Art of Living, dated 13 & 14 Aug 2024. A session on personal Hygiene & Health was conducted by Dr. Ravinder Kaundal on 16 Aug 2024. A medical camp was also organised thereafter for the students where they could avail a free medical checkup from Dr. Ravinder Kaundal.

Name of the Skill	**Name of the capacity building and skills enhancement initiatives**	**Year of implementation**	**No. of students enrolled**	**Name of the agencies involved with contact details**
Soft Skills	Constitution of the Soft Skills and Language Club	2023	Around 100 students benefitted from the activities of the club	NA

Language and Communication Skills	Constitution of the Soft Skills and Language Club	2023	Around 100 students benefitted from the activities of the club	NA
Life skills (Yoga, physical fitness, health and hygiene)	Part of our Induction Programmes since 2018	Since the implementation of the induction programme in 2018	All the students of First year	Dr. Ravinder Kaundal, Ayurvedic Medical Officer and Mr. Sanjeev Harnot from Art of Living

Data requirement:

- Name of the capacity building and skills enhancement initiatives
- Year of implementation
- No. of students enrolled
- Name of the agencies involved with contact details

Attach as Annexure(s)

- Link to the institution website, if any.
- Details of capability building and skill enhancement initiatives (Attached as Annexure 5.1.3.A)

5.1.4 **Average percentage of students benefitted by guidance for competitive examinations and career counselling offered by the Institution during the last five years**

5.1.4.1 No. of students benefitted by guidance for competitive examinations and career counselling offered by the institution year wise during the last five years

Year	2020	2021	2022	2023	2024
Number	**Nil**	**Nil**	**Nil**	**Nil**	**Nil**

Data requirement for last five years:

- Name of the scheme
- No. of students who have passed in the competitive examination
- No. of students placed

Formula:

$$\text{Percentage per year} = \frac{\text{No. of students benefited by guidance for competitive examination and career counselling offered by the institution}}{\text{No. of students}} \times 100$$

$$\text{Average percentage} = \frac{\Sigma\Sigma \text{ Percentage per year}}{5}$$

Attach as Annexure(s)

- Any additional information.
- No. of students benefited by guidance for competitive examinations and career counselling during the last five years.

5.1.5	**The Institution has a transparent mechanism for timely redressal of students' grievances including sexual harassment and ragging cases.** ABVGIET has established a transparent and efficient mechanism for the timely redressal of students' grievances, including cases of sexual harassment and ragging. The institution has designated grievance redressal committees, which are easily accessible to students for addressing academic, personal, or administrative concerns. These committees are responsible for investigating and resolving complaints in a fair and impartial manner. Specifically, the Anti-Ragging Committee and the Internal Complaints Committee (ICC) are in place to handle complaints related to ragging and sexual harassment, respectively. Both committees have clear protocols for receiving complaints, ensuring confidentiality, and conducting inquiries. The institution also provides multiple channels for students to report issues, including online forms, suggestion boxes, and direct meetings with committee members. Regular awareness programs and workshops are conducted to inform students about their rights and the procedures for filing complaints, fostering a safe and supportive campus environment. ABVGIET has effectively implemented guidelines from statutory and regulatory bodies, ensuring compliance with national and regional standards. The institution fosters organization-wide awareness about its policies, including a strict zero-tolerance stance on issues such as ragging, sexual harassment, and academic misconduct. To ensure this, regular workshops and awareness campaigns are conducted for both students and staff, ensuring they understand the policies and their responsibilities. For grievance redressal, the institution provides both online and offline mechanisms, where students can submit complaints related to academics, administration, or personal issues. An online grievance portal is available for easy access, while physical complaint boxes are placed in prominent locations for students who prefer offline submissions. Once grievances are submitted, they are promptly reviewed by the appropriate committees, such as the **Grievance Redressal Committee**, **Anti-Ragging Committee**, and **Internal Complaints Committee (ICC)**. These committees follow a structured procedure to ensure fair, unbiased, and timely resolution of grievances, upholding the institution's commitment to a safe and supportive learning environment. (1) Implementation of guidelines for statutory/regulatory bodies.

	(2) Organization wide awareness and undertakings on policies with zero tolerance (3) Mechanism for submission of online/offline students' grievances (4) Timely redressal of the grievances through appropriate committees **Options:** **(A) All of the above** (B) 3 of the above (C) 2 of the above (D) 1 of the above (E) None of the above The statistical data on student grievances and their resolutions is as follows. Total No of cases reported in 2022-2023 academic year = 01, Disposed off = 01 Total No of cases reported in 2023-2024 academic year = 06, Disposed off = 06 (05 are completely settled and 01 is under investigation by local police) **Attach as Annexure(s)** ● Details of students grievances redressal policy including sexual harassment and ragging cases, No. of cases received and redressed. ● Minutes of the meetings of Students' Redressal Committee, Prevention of Sexual Harassment Committee and Anti Ragging Committee. ● Any additional information.

Key Indicator 5.2 Students' Progression

Item No.	Particulars

5.2.1 Average percentage of placement of outgoing students during the last five years

5.2.1.1	No. of outgoing students placed year wise during the last five years					
	Year	2020	2021	2022	2023	2024
	Number	7	11	47	55	24

Data requirement for last five years

- Name of the employer with contact details
- No. of students placed

Academic year	CSE	ECE	EE	Total number of placements
2016-20	6	1	NA	7
2017-21	8	3	NA	11
2018-22	40	7	NA	47
2019-23	19	21	15	55
2020-24	9	8	7	24

Formula:

Percentage 2020 = 7/77 x 100 = 0.09 %

Percentage 2021 = 11/99 x 100 = 11.11 %

Percentage 2022 = 47/100 x 100 = 47 %

Percentage 2023 = 55/ 134x 100 = 41.04 %

Percentage 2024 = 24/130 x 100 = 18.46 %

Average percentage = (0.09+11.11+47+41.04+18.46)/5

= **23.04%**

Attach as Annexure(s)

- Self-attested list of students placed during the last five years (as Annexure 5.2.1.A).

Average percentage of students progressing to higher education during the last five years

	No. of outgoing students' progression to higher education

5.2.2	5.2.2.1	**Year**	2020	2021	2022	2023	2024
		CSE	3	2	5	6	11
		ECE	7	6	5	7	1
		EE	NA	NA	NA	3	6
		Total Number	**10**	**8**	**10**	**16**	**18**

CSE

Data requirement for last five years:	2024	2023	2022	2021	2020
Total No. of final year students :	56	50	63	64	65
No. of outgoing students progressing to higher education	11	6	5	2	3
Percentage per year	19%	12%	8%	3%	5%

ECE

Data requirement for last five years:	2024	2023	2022	2021	2020
Total No. of final year students :	21	33	37	37	12
No. of outgoing students progressing to higher education	1	7	5	6	7
Percentage per year	4.76%	21.21%	13.51%	16.22%	58.33%

EE (UG to PG)

Data requirement for last five years:	2024	2023	2022	2021	2020
Total No. of final year students :	53	50	-	-	-
No. of outgoing students progressing to higher education	6	3	NA	NA	NA
Percentage per year	11%	6%	NA	NA	NA

No. of students proceeding from

- UG to PG:
- PG to M. Phil:
- PG to PhD:
- M. Phil to Ph.D.:
- Ph. D. to Post Doctoral:

Formula:

Percentage of 2020 = $\frac{10}{77} \times 100$ = **12.99 %**

Percentage of 2021 = $\frac{8}{99} \times 100$ = **8.08 %**

Percentage of 2022 = $\frac{10}{100} \times 100$ = **10 %**

Percentage of 2023 = $\frac{16}{134} \times 100$ = **11.94 %**

Percentage of 2024 = $\frac{18}{130} \times 100$ = **13.43%**

Attach as Annexure(s)

- Supporting data of students/alumni.
- Details of student progression to higher education (as Annexure 5.2.2.1 (a) for CSE)
- Details of student progression to higher education (as Annexure 5.2.2.1 (b) for EE)

5.2.3 **Average percentage of students qualifying in State/National/International level examinations during the last five years (e.g.: JAM/NET/SLET/GATE/GMAT/CAT/GPAT/GRE/TOEFL/Civil Services/State Government examinations, etc.)**

5.2.3.1 No. of students qualifying in State/National/International level examinations (e.g.: JAM/NET/SLET/GATE/GMAT/CAT/GPAT/GRE/TOEFL/Civil Services/State Government examinations, etc.) year wise during the last five years

Year	2020	2021	2022	2023	2024
Total Numbers	**1**	**3**	**1**	**3**	**1**
CSE	0	3	1	1	0
ECE	1	0	0	2	0
EE	NA	NA	NA		1

5.2.3.2 No. of students appearing in State/National/International level examinations (e.g.: JAM/NET/SLET/GATE/GMAT/CAT/ GPAT/ GRE/ TOEFL/Civil Services/ State Government examinations) year wise during the last five years

Year	2020	2021	2022	2023	2024
Number	**80**	**80**	**85**	**85**	**75**
CSE	>50	>50	>30	>30	>30
ECE	>30	>30	>25	>25	>15
EE	NA	NA	NA	*>30*	*>30*

Data Requirement for last five years:

No. of students selected to

- JAM
- NET
- SLET
- GATE
- GMAT
- CAT
- GPAT
- GRE
- TOEFL
- Civil Services
- State Government examinations
- Others (Specify)

Formula:

$$\text{Percentage per year} = \frac{\text{No. of students qualifying in State, National, International level examinations}}{\text{No. of students appeared for the State, National, International level exams.}} \times 100$$

	Percentage of 2020 = $\frac{1}{80} \times 100$ = **1.25 %** Percentage of 2021 = $\frac{3}{80} \times 100$ = **3.75 %** Percentage of 2022 = $\frac{1}{85} \times 100$ = **1.18 %** Percentage of 2023 = $\frac{3}{85} \times 100$ = **3.53 %** Percentage of 2024 = $\frac{1}{75} \times 100$ = **1.33%** **Average percentage** = $\frac{\Sigma\Sigma \text{ Percentage per year}}{5}$ = $\frac{11.04}{5}$ = **2.21 %** **Attach as Annexure(s)** ● Supporting data for the same. ● Any additional information. ● List of students qualifying in State/National/International level examinations during the last five years

Key Indicator 5.3 Students' Participation and Activities

Item No.	Particulars
5.3.1	**No. of awards/medals for outstanding performance in sports/cultural activities at University/State/National/International level (award for a team event should be counted as one) during the last five years.**

5.3.1.1 No. of awards/medals for outstanding performance in sports/cultural activities at University/State/National/International level (award for a team event should be counted as one) year wise during the last five years.

Year	2020	2021	2022	2023	2024
Number	**4**	**4**	**5**	**5**	**3**

Data requirement for last five years:

- Name of the award/medal
- University/State/National/International
- Sports/Culture

Attach as Annexure(s)

- E-copies/hard copies of award letters and certificates.
- Any additional information.
- List of awards/medals for outstanding performance in sports/cultural activities at University/State/National/International level during the last five years.

5.3.2 **Institutions facilitates students' representation and engagement in various administrative, co-curricular and extra-curricular activities (student council/students representation on various bodies as per established processes and norms)**

A cultural club consisting exclusively of student members, is established in the institute. This club is responsible for organizing various cultural activities within the institute.
Co-curricular and extra-curricular activities go on around the year, starting with freshers party for newcomers, Independence day function followed by teachers felicitation on Teacher's day.
Then generally around October/November Technical cum Cultural festival is organized. Students very eagerly wait for this event and participate with full enthusiasm. Highlights of this festival include technical projects, trade stalls, folk dances and songs. Students themselves make all the arrangements and even obtain sponsorships for the event.
Then starting with new year, Republic day is celebrated and afterwards in collaboration with other outfits such as NYK, events such as Mock Parliament, declamation on social issues, painting competitions etc are organized.

Attach as Annexure(s)

- Any additional information.
- Paste link for additional information, if any.

5.3.3 **Average No. of sports and cultural events/competitions in which students of the institution participated during the last five years (organized by the institution/other institutions)**

5.3.3.1 No. of sports and cultural events/competitions in which students of the institution participated year wise during the last five years

Year	2024	2023	2022	2021	2020

	Number	**6**	**3**	**2**	**0**	**0**

Data requirement for last five years:

- List of events/competitions

Year	**Name of the Event**
2024	Final Year Farewell
	Technical cum Cultural Festival
	Teacher's Day Function
	Freshers Function for 1st year students
	Mock Parliament
	SVEEP Activity
2023	Technical cum Cultural Festival
	Teacher's Day Function
	Himachal Day Celebration
2022	HPTU Youth Festival
	Freshers Function for 1st year students

Formula:

Average cultural events per year for last five years = $\frac{\text{No. of sports and cultural events/competitions}}{5}$

= 11/5

= 2.2

Attach as Annexure(s)

- Report of the event.
- Any additional information.
- List of sports and cultural events/competitions in which students of the institution participated during the last five years.

Key Indicator 5.4 Alumni Engagement

Item No.	Particulars
5.4.1	**Is there a registered Alumni Association that contributes significantly to the development of the institution through financial and/or other support services?** Alumni of the institute regularly visit the campus and deliver motivational lectures and share their experience about the skill development and new technologies around the market.
5.4.2	**Alumni contribution during the last five years (INR in lakhs)** **Nil** **Options:** (A) ≥ 5 lakhs (B) 4 lakhs – 5 lakhs (C) 3 lakhs – 4 lakhs (D) 1 lakh - 3 lakhs (E) ≤1 lakhs

Criterion 6-Governance, Leadership and Management Key Indicator 6.1 Institutional Vision and Leadership	
Item No.	**Particulars**
6.1.1	**The Governance of the institution is reflective of and in tune with the vision and mission of the institution** **Vision of ABVGIET B.Tech** To be a premier institution in technical education and research catering changing needs of the society. **1.1.2 Mission of ABVGIET B.Tech** 1. Offer non – formal, flexible, modular, credit-based programmes in engineering and technology and in the areas like Rural Development, Educational planning, Information and Management Science. 2. Conduct various professional programmes with high quality education training and ethics. 3. Collaborate with Industries, Institutions and government organization for outreach activities, curriculum alignment, research and consultancy. 4. Provide state of the art infrastructure and information resource centre for knowledge sharing and research. The vision and mission of ABVGIET B.Tech highlight the institution's commitment to providing high-quality technical education and research, addressing the evolving needs of society. The governance structure is designed to support flexible, modular, and credit-based programs, ensuring that students and faculty are equipped with the skills and knowledge to meet global challenges. The mission emphasizes collaboration with industries, institutions, and government organizations, promoting a dynamic learning environment. Teachers actively participate in decision-making bodies, contributing to curriculum development, outreach programs, and research initiatives. The institution fosters an inclusive and participative governance model, ensuring that faculty, staff, and students are integral in shaping the academic and strategic direction of the institution, supported by state-of-the-art infrastructure and a robust information resource center for research and knowledge dissemination. **Attach as Annexure(s)** Any additional information. Paste link for additional information, if any.

6.1.2 **The effective leadership is visible in various institutional practices such as decentralization and participative management**

A notable example of decentralization and participative management at ABVGIET B.Tech is the establishment of departmental academic and administrative committees. These committees, consisting of faculty members, department heads, and student representatives, play a key role in decision-making processes. For instance, in the development of the curriculum, faculty members from various departments collaborate to align the courses with industry requirements, ensuring that students receive relevant and up-to-date training. Additionally, the feedback from students is actively considered in refining teaching methodologies and course content. The institution also encourages faculty participation in various strategic planning activities, such as setting goals for research initiatives and community outreach programs. This decentralized approach empowers faculty and staff to contribute meaningfully to institutional growth, fostering a sense of ownership and responsibility, and promoting a culture of transparency and shared leadership.

10.1.3. Decentralization in working and grievance redressal mechanism

Anti-Ragging Discipline Committee constituted as per AICTE notification, isworking in the institution since its inception under the chairmanship of Director-cum-Principal and members from the various fields like Police, Parents, NGO, faculty from each Department and Class Representatives etc. to curb the incidence of ragging.

Anti-Ragging committee:

Sr. No.	Name	Role in Committee
1	Director/ Principal	Chairman
2	SDM Kotkhai	Ex-Official
3	ACFA	Member
4	Principal (Polytechnic Wing)	Member
5	OiC/HoD CSE B.TechWing	Member
6	OiC/HoD ECE B.Tech Wing	Member
7	OiC/HoD EE B.Tech Wing	Member
8	OiC/HoD AS&H B.Tech Wing	Member
9	OiC/HoD Comp. Engg. Poly Wing	Member
10	OiC/HoD ECE Poly Wing	Member
11	OiC/HoD EE Poly Wing	Member
12	OiC/HoD Mech. Engg. Poly Wing	Member

13	OiC/HoD AS&H Poly Wing	Member
14	Office Supdt.Gr-I / Gr-II	Member
15	Principal ITI	Member
16	Group Instructor/Instructor ITI	Member
17	CR'S of each classof all the three wings	Member
18	Parents of few (4 to5) Students	Member

Anti-Ragging Squad:

Sr. No.	Name	Role in Squad
1	Sh. Ajeet Thakur, AP, ECE	Coordinator
2	Sh. Nikhil Sukhija, AP ,EE	Member
3	Dr. Divya Sharma, AP AS&H	Member
4	Dr. Desh Raj Thakur, AP AS&H	Member
5	Sh. Anuj Gupta, AP , CSE	Member
6	Sh. Saurabh Mehta, AP, ECE	Member
7	Smt. Sujata, Lab Assistant	Member

In order to redress the grievances of students/faculty/staff through online/offline mode, Grievance Redressal Committee at institution level has been constituted. The committee submits online monthly status report regarding the number of grievances received, disposed of pending as on the last day of previous month. Caste based discrimination redressal system is also implemented. Online Grievance Redressal is also available on the institute website i.e. www.abvgiet.ac.in, where students, parents, faculty and others can lodge their grievance, which will be addressed with in a period of 15 days and the status will also be reflected on the website.

Student Grievance Cell:

Sr. No.	Name	Role in Committee
1	Director-cum-Principal	Chairman
2	Dr. Sanjay Kalta	Senior Member
3	Ms. NiveditaKashyap, AP CSE	Senior Member
4	Dr. Divya Sharma, AP AS&H	Senior Member

Women Grievance Cell:

Sr. No.	Name	Role in Committee
1	Director-cum-Principal	Chairman
2	Dr. Reena Sharma, AP AS&H	Member
3	Ms. Shivani Thakur, AP CSE	Member

4	Sh. Awin Gupta, AP EE	Member
5	Ms. NiveditaKashyap, AP CSE	Member
6	Office Supdt.Gr-I / Gr-II	Member
7	Smt. Madhu Chauhan, Stenographer	Member
8	One girl student representative from each class	Member

Faculty Grievance Cell

Sr. No.	Name	Role in Committee
1	Dr. Umesh C.Rathore Director-cum-Principal	Chairperson
2	Dr.. Rakesh Kumar Professor, MGGEC Jeori Rampur	Member
3	Dy. Director DTE Sundernagar Mandi	Official from DTE/Uni.
4	Dr. Reena Sharma, AP AS&H	Member

The committee of following faculty members of this institute has been constituted for prevention of atrocities with SC/ST students, faculty and staff members.

Sr. No.	Name	Role in Committee
1	Dr. Sanjay Kalta, AP AS&H	Chairperson
2	Sh. Munish Patial , AP ECE	Member
3	Ms. Nivedita, AP CSE	Member
4	Student representative from each class	Member

Monitoring/Verifying Committee for checking/verify the scholarship application at Institute level:

Sr. No.	Name	Role in Committee
1	Dr. Desh Raj Thakur, AP AS&H	OIC

The committee of following faculty members of this institute has been constituted for **Internal Quality Assurance Cell** to develop a system for conscious, consistent and catalytic action to improve the academic and administrative performance of institute.

Sr. No.	Name	Role in Committee
1	Dr. Umesh C .Rathore Director-cum-Principal	Chairperson
2	Dr. Ankush Kapoor AP	Coordinator
3	Sh. Anurag Sharma, AP CSE	Member
4	Dr. Reena Sharma, AP AS&H	Member
5	Sh. Sandeep Thakur, AP ECE	Member
6	Sh. Arvind Sharma OIC EE	Member
7	Pradhan Gumma Panchayat	Nominee of local society
8	Sh. Dharmendra Sen AP CSE UIT comp. Sc. HPU	Alumni Nominee
9	Sh. Gaurav Chigal, Sr. Engineer MSME Tech. Center Baddi	Nominee form industriails

10	Ms. Apoorva Sharma Xenon Stack Pvt. Ltd., Mohali	Nominee form employees
11	Sh. Pushkar Rawat Novem Controls Pvt. Ltd. Mohali	Nominee form employees
12	Class Representative	Student nominee

Start-up India Policy, Incubation Centre and Innovation Cell of following faculty members of this institute has been constituted for implementing Government of India "Start-up India" initiative and to encourage our student to work on new ideas and innovation and promote them to create start-ups and entrepreneurial ventures.

Sr. No.	Name	Role in Committee
1	Sh. Sanjay Kumar, AP AS&H	Coordinator
2	Sh. Munish Patial, AP CSE	Member

MOOCs through Swayam Committee:

Sr. No.	Name	Role in Committee
1	Sh. Kuldeep Singh, AP AS&H	Coordinator

Unnat Bharat Committee:

Sr. No.	Name	Role in Committee
1	Sh. Anurag Sharma, AP CSE	Coordinator
2	Sh. Akhil Sethi, DA	Coordinator

Skill Development Centre:

Sr. No.	Name	Role in Committee
1	Dr. Divya Sharma, AP AS&H	Coordinator

Anti-Sexual Harassment Committee: In accordance with the norms specified by Himachal Pradesh Technical University (HPTU), Anti-Sexual Harassment Committee with following members has been constituted

Sr. No.	Name	Role in Committee
1	Director-cum-Principal	Chairman
2	Dr. Reena Sharma, AP AS&H	Member
3	Ms. Shivani Thakur, AP CSE	Member
4	Sh. Awin Gupta, AP EE	Member
5	Ms. Nivedita Kashyap, AP CSE	Member
6	Office Supdt. Gr-I / Gr-II	Member
7	Smt. Madhu Chauhan, Stenographer	Member
8	One girl student representative from each class	Member

Attach as Annexure(s)
Any additional information.
Paste link for additional information, if any.

Key Indicator 6.2 Strategic Development and Deployment

6.2.1 **The institutional strategic/perspective plan is effectively deployed**

One successful activity implemented based on the institutional strategic plan at ABVGIET B.Tech is the establishment of an Industry-Academia Collaboration Program. As part of the strategic initiative to bridge the gap between education and industry needs, the institution partnered with leading companies and research organizations to create opportunities for students and faculty. This program includes internships, industry-sponsored projects, workshops, and guest lectures by industry experts, allowing students to gain hands-on experience and exposure to real-world challenges. Additionally, faculty members engage in collaborative research with industry partners, enhancing the relevance of academic research. This activity aligns with the institution's strategic plan of fostering stronger industry ties, improving employability and ensuring that the curriculum meets the evolving demands of the job market, contributing to the overall growth and development of both students and faculty.

List of MoUs Signed by ABVGIET Pragatinagar, Shimla

S. No.	Name of Institution	Name of MOUs Signed by the Institution	Date of MoU Signed	Date of expiry of MoU	Action taken on MoU Signed by the Institution
1	ABVGIET Pragatinagar	MOU (Memorandum of Understanding) with Jyoti Vidyapeeth Women's University, Jaipur	06-10-2018	--------	-------
2	ABVGIET Pragatinagar	MOU (Memorandum of Understanding) with Indian Institute of Bombay	12-03-2019	12-03-2024	-------
3	ABVGIET Pragatinagar	MOU (Memorandum of Understanding) with Sant Longowal Institute of Engineering & Technology (SLIET), Longowal.	22-08-2019	22-08-2024	-------
4	ABVGIET Pragatinagar	SEBIZ Infotech Pvt. Ltd. Mohali	23-04-2019	23-04-2024	Students have been placed in the company.
5	ABVGIET Pragatinagar	Sachtech Solution Pvt. Ltd. Mohali	23-04-2019	23-04-2024	Students have been placed in the company.

6	ABVGIET Pragatinagar	QSPIDERS Unit of test Yantra software solution Pvt. Ltd. Chandigarh	23-04-2019	23-04-2024	Students have been placed in the company.
7	ABVGIET Pragatinagar	Infowiz Industry Pvt. Ltd. Chandigarh	23-04-2019	23-04-2024	Students have been placed in the company.
8	ABVGIET Pragatinagar	Impinge Solutions Pvt. Ltd. Mohali	23-04-2019	23-04-2024	Students have been placed in the company.
9	ABVGIET Pragatinagar	Hiltweb Solution Pvt. Ltd. Mohali	23-04-2019	23-04-2024	Students have been placed in the company.
10	ABVGIET Pragatinagar	Netmax Technologies Pvt. Ltd. Chandigarh	23-04-2019	23-04-2024	Students have been placed in the company.
11	ABVGIET Pragatinagar	Solitaire Infosys Pvt. Ltd. Mohali	24-04-2019	24-04-2024	Students have been placed in the and workshops are being organized by the company in the college.
12	ABVGIET Pragatinagar	Zero2 unicorn Pvt. Ltd. Mohali	24-04-2019	24-04-2024	Students have been placed in the company.
13	ABVGIET Pragatinagar	KV Computer Home Pvt. Ltd. Noida	09-05-2019	09-05-2024	Students have been placed in the company.
14	ABVGIET Pragatinagar	Aptron Solution Pvt. Ltd. Noida	10-05-2019	10-05-2024	Students INTERNSHIP TRAINING and Placement in the company.
15	ABVGIET Pragatinagar	Dr. Y.S Parmar University of Horticulture and Forestry Solan	10-12-2019	10-12-2024	-------
16	ABVGIET Pragatinagar	JUIT Waknaghat	04-08-2020	04-08-2025	Joint Placement drives are being carried out
17	ABVGIET Pragatinagar	Govt. Polytechnic Rohru	19-03-2021	19-03-2026	-------
18	ABVGIET Pragatinagar	Dbug lab Pvt Ltd	23-09-2021	----	Guest Lectures and

					Workshops are being arranged.
19	ABVGIET Pragatinagar	PHYTEC Embedded Pvt Ltd	31-12-2021	-----	-----
20	ABVGIET Pragatinagar	SK Deep Tech Pvt Ltd	04-06-2022	04-06-2027	------
21	ABVGIET Pragatinagar	Techsaksham (Edunet)	26-11-2022	25-11-2027	Free online lectures and boot camps for the girl students (all years and all branches) of ABVGIET are being carried out on a daily basis involving various happening topics in the market making students vulnerable to fetch handsome salary packages.
22	ABVGIET Pragatinagar	Novem Controls, Mohali	19/11/2024	18/11/2027	Guest lecture, workshops are arranged, students got training and placements

Attach as Annexure(s)

- Strategic plan and deployment documents on the website.
- Any additional information.
- Paste link for additional information, if any.

6.2.2	**The functioning of the institutional bodies is effective and efficient as visible from policies, administrative set up, appointment and service rules, procedures etc.** The organogram of ABVGIET B.Tech. reflects a structured and hierarchical administrative setup, ensuring effective governance and smooth functioning. The institute being a Government institute, is funded, regulated and administered as per the rules/regulation and instructions issued by the Himachal Pradesh Government (Department of Technical Education) from time to time. The department is administered by the Principal Secretary (Technical Education to the Govt. of HP) and headed by the Director (Technical Education and Industrial Training, Himachal Pradesh) and Director-cum-Principal acts as controlling, drawing and disbursing officer. The appointment of faculty and staff is made by the recruiting agencies of the State Government i.e. Himachal Pradesh Public Service Commission (for class-I), Himachal Pradesh Staff Selection Commission (for class-III) and Directorate of Technical Education and Industrial Training, Himachal Pradesh (for class-IV) as per the R&P rules prescribed for various posts by the State Government. These R&P rules are published on Gazette of Himachal Pradesh and, also disseminated in public through e-gazette portal of Government of Himachal Pradesh.

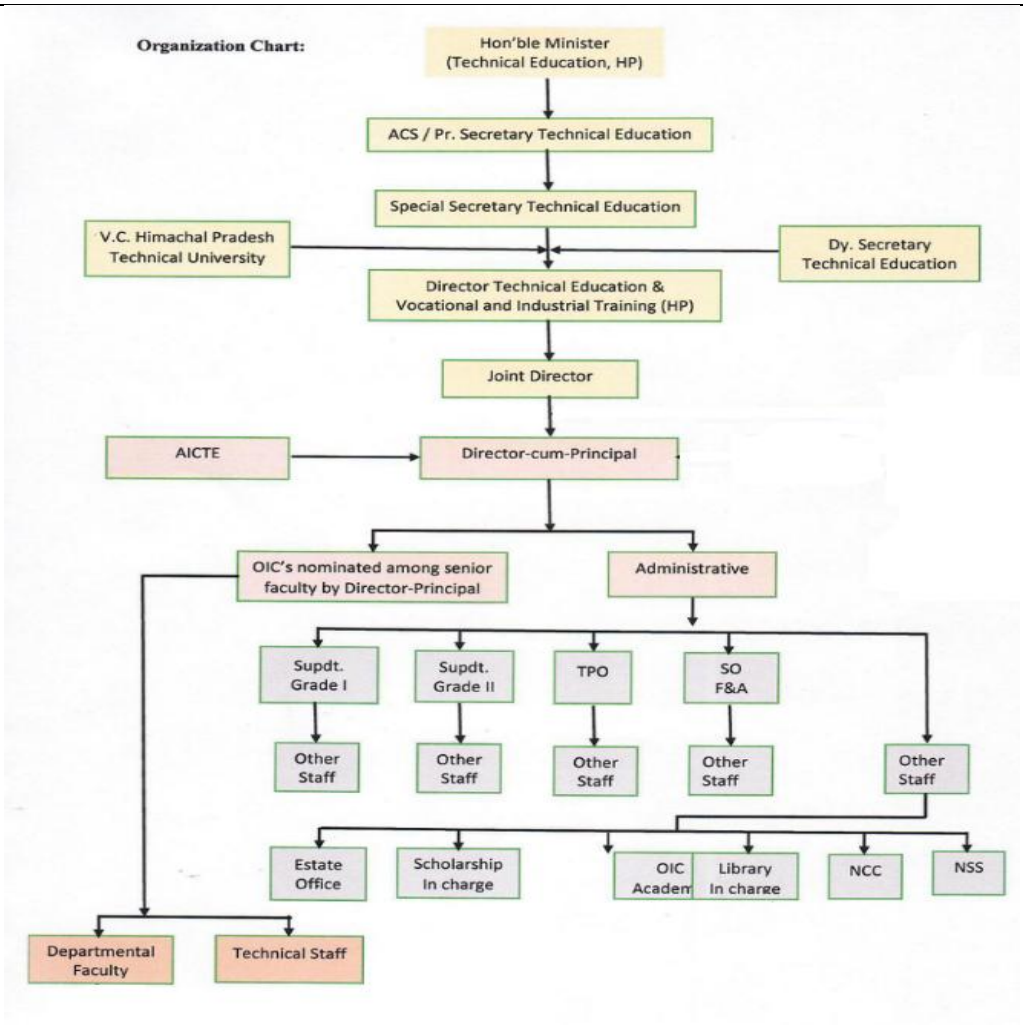

Organizational Chart

Attach as Annexure(s)

- Any additional information.
- Link to Organogram of the Institution website, if any.
- Paste link for additional information, if any.

6.2.3	**Implementation of e-governance in areas of operation** (1) Administration (2) Finance and Accounts (3) Student Admission and Support (4) Examination ABVGIET B.Tech has successfully implemented e-governance in various operational areas, enhancing efficiency, transparency, and ease of access: **Administration**: The institution uses a centralized digital platform for administrative functions such as document management, communication and workflow automation. This system ensures seamless coordination across departments, faster decision-making and better record-keeping. **Finance and Accounts**: The institution has adopted an integrated financial management system that automates processes like fee collection, budgeting and financial reporting. This system provides real-time updates on financial transactions, ensuring transparency and minimizing errors. **Student Admission and Support**: The admission process is look after by H.P.T.U Hamirpur and is fully automated through an online portal where students can apply, upload documents and track their application status. Additionally, the system supports student services, including access to academic records, fee payments and hostel management, offering a streamlined experience. **Examination**: E-governance is implemented in the examination process with online examination management systems for scheduling, attendance tracking, and result publication. The system ensures secure, timely conduct of exams and transparent evaluation, enabling students to access results online efficiently. These e-governance systems improve operational efficiency, ensure transparency, and provide better services to students, faculty, and staff. **Options:** (A) All of the above (B) 3 of the above (C) 2 of the above

	(D) 1 of the above (E) None of the above Data requirement: • Areas of e-governance Administration Finance and Accounts Students Admission and Support Examination • Name of the Vendor with contact details • Year of implementation **Attach as Annexure(s)** • ERP (Enterprise Resource Planning) Document. • Screen shots of user interfaces • Any additional information • Details of implementation of e-governance in areas of operation, Administration etc.

Key Indicator 6.3 Faculty Empowerment Strategies		
Item No.	**Particulars**	
6.3.1	**The institution has effective welfare measures for teaching and non-teaching staff.** ABVGIET B.Tech. has implemented several welfare measures for both teaching and non-teaching staff to ensure their well-being and job satisfaction. For **teaching staff**, the institution provides: 1. **Health and Medical Benefits**: Access to medical insurance and periodic health check-ups. 2. **Professional Development**: Opportunities for attending workshops, conferences, and training programs to enhance teaching and research skills. 3. **Leave Policies**: Generous leave provisions, including maternity and paternity leave, as well as study leave for academic pursuits. For **non-teaching staff**, the welfare measures include: 1. **Health and Insurance Coverage**: Medical insurance and health support. 2. **Employee Welfare Fund**: Financial assistance during emergencies or critical situations. 3. **Career Advancement**: Training programs to improve skills and offer growth opportunities. 4. **Pension and Provident Fund**: Retirement benefits and gratuity schemes as per HP Govt norms. These welfare initiatives contribute to a positive work environment and the overall well-being of the staff. **Attach as Annexure(s)** • Any additional information. • Paste link for additional information, if any.	
6.3.2	**Average percentage of teachers provided with financial support to attend conferences/workshops and towards membership fee of professional bodies during the last five years**	
	6.3.2.1	No. of teachers provided with financial support to attend conferences/workshops and towards membership fee of professional bodies year wise during the last five years

Year	2023-2024	2022-2023	2021-2022	2020-2021	2019-2020
Number	19	05	03	01	13

List of teachers provided with financial support to attend conferences/workshops and towards membership fee of professional bodies during the last five years

For Session 2023 – 2024

Sr. No.	Name of Teacher	Name of Conference/workshop	Workshop attended at	Duration
1	Sh. Rahul Pal Singh	Festival of libraries	New Delhi	05/08/2023 - 06/08/2023
2	Sh. Anurag Sharma	Senstitization Visit	IIT Ropar, IIT Delhi	23/08/2023 - 26/08/2023
3	Sh. Munish Patiyal	Senstitization Visit	IIT Ropar, IIT Delhi	23/08/2023 - 26/08/2023
4	Sh. Anuj Gupta	Senstitization Visit	IIT Ropar, IIT Delhi	23/08/2023 - 26/08/2023
5	Sh. Rahul Pal Singh	Senstitization Visit	IIT Ropar, IIT Delhi	23/08/2023 - 26/08/2023
6	Sh. Sandeep Thakur	Senstitization Visit	IIT Ropar, IIT Delhi	23/08/2023 - 26/08/2023
7	Sh. Ajeet Thakur	Senstitization Visit	IIT Ropar, IIT Delhi	23/08/2023 - 26/08/2023
8	Sh. Arvind Sharma	Senstitization Visit	IIT Ropar, IIt Delhi	23/08/2023 - 26/08/2023
9	Sh. Pardeep Singh	Senstitization Visit	IIT Ropar, IIt Delhi	23/08/2023 - 26/08/2023
10	Sh. Anuj Gupta	IKS	Hazrat Bal Srinagar	11/09/2023 - 16/09/2023
11	Sh. Kuldeep Thakur	IKS	Hazrat Bal Srinagar	11/09/2023 - 16/09/2023

12	Sh. Awin Gupta	collegium series on infrastructure &Disaster risk reduction	HIPA Shimla	10-11 October 2023
13	Sh. Nikhil	Industrial Optimization with MATLAB	NITTTR Chandigarh	30/10/2023 - 03/11/2023
14	Ms. Divya Sharma	Stress management	NITTTR Chandigarh	15/01/2024 - 19/01/2024
15	Smt. Nutan	Stress management	NITTTR Chandigarh	15/01/2024 - 19/01/2024
16	Smt. Nivedita Kashyap	cloud computing	NITTTR Chandigarh	29/01/2024 - 02/02/2024
17	Sh. Sandeep Thakur	outcome based curriculum development	NITTTR Chandigarh	29/01/2024 - 02/02/2024
18	Sh. Ajeet Thakur	outcome based curriculum development	NITTTR Chandigarh	29/01/2024 - 02/02/2024
19	Dr. Reena Sharma	universal human values	HPTU Hamirpur	05/02/2024 - 07/02/2024

For Session 2022 – 2023

Sr. No.	**Name of Teacher**	**Name of Conference/workshop**	**workshop attended at**	**Duration**
1	Sh. Rahul Pal Singh	updation programme	IIT Mandi	29/08/2022 - 03/09/2022
2	Sh. Munish Patiyal	updation programme	IIT Mandi	29/08/2022 - 03/09/2022
3	Sh. Ajeet Thakur	updation programme	IIT Mandi	22 to 27 Aug 2022
4	Sh. Rahul Pal Singh	updation programme	IIT Mandi	22 to 27 Aug 2022
5	Sh. Ajeet Thakur	updation programme	IIT Mandi	

For Session 2021 – 2022

Sr. No.	Name of Teacher	Name of Conference/workshop	workshop attended at	Duration
1	Sh. Sandeep Thakur	office procedure &financial administration	HIPA Shimla	03/01/2022 - 07/01/2022
2	Sh. Munish Patiyal			03/01/2022 - 07/01/2022
3	Sh. Anuj Gupta			03/01/2022 - 07/01/2022

For Session 2020 – 2021

Sr. No.	**Name of Teacher**	**Name of Conference/workshop**	**workshop attended at**	**Duration**
1	Sh. Rahul Pal Singh	internet of things &application	C-DAC Mohali	01-05 march 2021

For Session 2019 – 2020

Sr. No.	**Name of Teacher**	**Name of Conference/workshop**	**workshop attended at**	**Duration**
1	Sh. Sanjay Kalta	Advance Numerical Method	NITTTR Chandigarh	17/02/2020 - 21/02/2020
2	Sh. Desh Raj	Experimental technique in egg.	NITTTR Chandigarh	16/03/2020 - 27/03/2020
3	MS. Divya Sharma	Communication skill	NITTTR Chandigarh	10/02/2020 - 14/02/2020
4	Sh. Sandeep Thakur	Research oriented project	NITTTR Chandigarh	24/2/2020 - 28/02/2020
5	Sh. Rahul Pal Singh	Crytography	NITTTR Chandigarh	20/01/2020 - 24/01/ 2020
6	Smt. Nivedita Kashyap	Computer Network	NITTTR Chandigarh	10/02/2020 - 14/02/2020

7	Sh. Ravi Kumar	Computer Network	NITTTR Chandigarh	10/02/2020 - 14/02/2020
8	Smt. Anjali Bharti	VLSI Design	NITTTR Chandigarh	16/03/2020 - 20/03/2020
9	Sh. Sandeep Thakur	Embedded Control	NITTTR Chandigarh	23/03/2020 - 24/03/2020
10	Sh. Munish Patiyal	Embedded Control	NITTTR Chandigarh	23/03/2020 - 24/03/2020
11	Sh. Ravi Kumar	Online safety awareness	NITTTR Chandigarh	17/02/2020 - 21/02/2020
12	Smt. Nivedita Kashyap	Block chain tech.	NITTTR Chandigarh	02/3/2020 - 06/03/2020
13	Sh. Navdeep Sharma	Graphics and animation	NITTTR Chandigarh	24/2/2020 - 06/03/2020

Data requirement for last five years:

- Name of the teachers
- Name of conference/workshop attended for which financial support provided.
- Name of the professional body for which membership fee is provided

Formula:

$$\text{Percentage per year} = \frac{\text{No. of teachers provided with financial support to attend conferences, workshops and towards membership fee of professional bodies}}{\text{No. of full time teachers}} \times 100$$

$$\text{Average percentage} = \frac{\sum \text{Percentage per year}}{5} = 100\%$$

Attach as Annexure(s)

- Any additional information.
- Details of teachers provided with financial support to attend conference, workshops etc. during the last five years.

Average No. of professional development/administrative training programs organized by the institution for teaching and non-teaching staff during the last five year

6.3.3	6.3.3.1	Total No. of professional development/administrative training programmes organized by the institution for teaching and non-teaching staff year wise during the last five years					
		Year	2023-2024	2022-2023	2021-2022	2020-2021	2019-2020
		Number	NIL	08	NIL	01	10

List of professional development/administrative training programmes organized byABVGIET Pragatinagar, Shimla for teaching and non-teaching staff year wise during the last five years:
For Session 2022 - 2023

S.No	**Activity/Event**	**Name of Activity/Event**	**Date**	**Attended by**	**Venue**
1.	STC	Product, Design, Launch and Start-ups in electronics	20.03.2023to 24.03.2023	Attended by Er. Vandana Devi	ABVGIET Pragatinagar, conducted by-NITTTR
2	One Week STC	Product, Design, Launch and Start-ups in electronics	20.03.2023to 24.03.2023	Attended by Ms. Nutan Chauhan	ABVGIET Pragatinagar, conducted by-NITTTR
3.	One Week STC	Product Design, Launch and Start-ups in Electronics	20.03.2023 to 24.03.2023	Reena Sharma	NITTTR Chandigarh, Venue: ABVGIET Pragatinagar
4	One Week Short Term Training Programme	Product Design, Launch and Start-ups in Electronics	20.03.2023 to 24.03.2023	Attended by Er. Akanksha Sharma	NITTTR Chandigarh, Venue: ABVGIET Pragatinagar
5.	Faculty Development Programmer (Contact Mode)	Product Design, Launch and Start-ups in Electronics	20.03.2023 to 24.03.2023 (One Week)	Anuj Gupta	NITTTR Chandigarh, Venue: ABVGIET Pragatinagar
6.	One Week Short Term Training Programme	Product Design, Launch and Start-ups in Electronics	20.03.2023 to 24.03.2023	Attended by Er. Sandeep Thakur	NITTTR Chandigarh, Venue: ABVGIET Pragatinagar
7.	One Week Short Term Training Programme	Product Design, Launch and Start-ups in Electronics	20.03.2023 to 24.03.2023	Attended by Er. Munish Patial	NITTTR Chandigarh, Venue: ABVGIET Pragatinagar
8.	One Week Short Term Training Programme	Product Design, Launch and Start-ups in Electronics	20.03.2023 to 24.03.2023	Attended by: Er. Navdeep Marshal	NITTTR Chandigarh, Venue: ABVGIET Pragatinagar

For Session 2020 – 2021

S.N.	Activity/Event	Name of Activity/Event	Date	Attended by	Venue
1.	STC	Energy Application in Computer, Communication, Chemical And Electronic Engineering	27.02.2021 to 03.03.2021	Attended by Dr. Desh Raj	ABVGIET PRAGATINA GAR

Session 2019 – 2020

S.N.	Activity/Event	Name of Activity/Event	Date	Attended by	Venue
1.	1 Day workshop	NBA Awareness, MOOC's Awareness, Academic Reform and Placement Activities	19 Sept. 2019	**17Faculty +3 workshop Instructor**	Dr. Manpreet Dr. Balwinder Dr. Pankaj Dr. Lakhvir from GNDEC Ludhiana
2	2 Days activity on lab	Hands on sessions on Advance Electronic equipments& Technical guidance for establishing labs	27-28 Sept. 2019	**Faculty & students of ECE**	Mr. Kamal Jeet Singh Technical Supdt. Dept. of EE, IIT Ropar
3.	3 Days workshop	Signal Processing using MATLAB and Machine Learning	3-5 Oct. 2019	**Faculty and** Students	**Dr.TapanK.Gandhi** Asso. Prof. EE IIT Delhi **Dr. Aman Kumar & Dr. Rameshk. Bhukya** AP's ECE, NIT Hamirpur
4	1 Day Campaign	Plastic Waste Free Campaign (Swachhta hi Seva 2019)	02 Oct. 2019	**Faculty and** Students	
5.	2 Days workshop	Simulation & Designing using Proteus Software	23-24 Jan. 2020	**38 students & 7 faculty**	ABVGIET

6.	3 Day Workshop	Virtual Lab for students & faculty	11 – 13 Feb. 2020	**Faculty &students** of ECE	ABVGIET in association with IIT Roorkee
.	1 week STC	IoT Through Single Board Computer	24-28 Feb. 2020	**Faculty**& 30 students of ECE	
	Workshop	GATE: Sensitization & Orientation			
7.	2 days Workshop	Admin and Lab Integration Management			
8.	1 day online workshop on NBA	SAR filling for NBA Accreditation in two programs CSE, ECE	12 May, 2020	**23 Faculty**	Dr. Nageswara Guptha, Vice-Prncipal, Venkateshwara College of Engg. Bangalore
9.	2 days online workshop on NBA	Preparation for SAR filling in two programs CSE, ECE	12-13 June, 2020	**23 Faculty**	Dr. Nageswara Guptha, Sr. Asso. Prof. VIT Bhopal University
10.	1 day online workshop on NBA	COPO setting & attainment of three years, and other SAR filling issues in two programs CSE, ECE	27 June, 2020	**23 Faculty**	Dr. Nageswara Guptha, Sr. Asso. Prof. VIT Bhopal University

Data requirement for the last five years:

- Title of the professional development programme organized for teaching staff.
- Title of the administrative training programme organized for non-teaching staff
- Dates (From-to)

Formula:

Average per year = Total No. of professional development or administrative training programmes organized for teaching and non-teaching staff during the last five years / 5

(0+8+0+1+10) / 5 = 3.8

Attach as Annexure(s)

- Any additional information.

	• Details of professional development/administrative training programmes organized by the University for teaching and non-teaching staff.						
6.3.4	**Average percentage of teachers undergoing online/face-to-face Faculty Development Programmes (FDP) during the last five years** (Professional Development Programmes, Orientation/Induction Programmes, Refreshers Course, Short Term Course etc.)						
	6.3.4.1	Total No. of teachers attending professional development programmes viz., orientation/induction programme, refresher course, short term course year wise during the last five years					
		Year	2023-2024	2022-2023	2021-2022	2021-2020	2020-2019
		Number	21	15	12	04	13

List of teachers undergoing online/face-to-face Faculty Development Programmes (FDP) during the last five years:

For Session 2023 – 2024

S. No.	Activity/ Event	Topic of Activity/Event	Date	Attended/ Organized/ Delivered by	Organizing Institute/Venue
1.	One week FDP	Latest Wireless Technologies, 07-11 Aug. 2023	07.08.2023 to 11/08/2023	Attended by Er. Akanksha Sharma	NITTTR Chandigarh,
2.	Sensitization Program	Sensitization Program	20/08/2023 to 27/08/2023	Attended by Er. Anuj Gupta, A.P. CSE	IIT Ropar and IIT Delhi
3.	Faculty Development Program	Two week FDP at IIT Ropar and IIT Delhi	20/08/2023 to 27/08/2023	Attended by Er. Pradeep Singh, A.P. EE	IIT Ropar and IIT Delhi
4.	STTP	Face to face training program on Indian Knowledge System (IKS)	11.09.2023to 16.09.2023	Attended by Kuldeep Thakur	University of Kashmir, Hazarat Bal, Srinagar, Jammu & Kashmir (Sponsored by IKS Division of Ministry of Education, Government of India in collaboration with UGC)
5.	Faculty Development Program	One-week FDP on Stress Management	15/01/2024 to 19/01/2024	Attended By Ms. Nutan, A.P. Management	Education and Educational Management Department, (NITTTR Chandigarh)
7.	Faculty Development Program	One Week FDP on "Stress Management"	15/01/2024 to 19/01/2024	Attended by Dr. Divya Sharma, A.P. English	Education and Educational Management Department, NITTTR Chandigarh

	8.	Workshop	One week (Cloud Computing: A Hands-on Approach with AWS Cloud)	29/01/2024 to 2/02/2024	Attended by Er. Nivedita Kashyap, A.P. CSE	NITTTR Chandigarh

9.	Short Term Course	VLSI Design	04/03/2024 to 09/03/2024	Er. Sandeep Thakur and ECE 8th Sem students	JUIT Waknaghat	
10.	Faculty Development Program	03 Days Face–to–face FDP on the theme "Inculcating Universal Human Values in Technical Education"	05/02/24 to 07/02/24	Attended By Dr. Reena Sharma, A.P. Chemistry	AICTE at HP Technical University	
11.	Faculty Development Program	Ten Days FDP on "NEP 2020 Orientation & Sensitization Programme"	05/02/2024 to 14/02/2024	Attended by Er. Shivani, A.P. CSE	IIT BHU Kolkata	
12.	Faculty Development Program	Ten Days FDP on "NEP 2020 Orientation & Sensitization Programme"	05/02/2024 to 14/02/2024	Attended by Er. Ajeet Thakur, A.P. ECE	IIT BHU Kolkata	
13.	Faculty Development Program	One Week FDP on "Developing Soft Skills"	12/02/2024 to 16/02/2024	Attended by Dr. Divya Sharma, A.P. English	Organized by Education and Educational Management Department, NITTTR Chandigarh	
14.	Faculty Development Program	One week FDP on "Machine Learning Using Python"	19/02/2024 to 23/02/2024	Attended by Er. Akanksha Sharma, A.P. ECE	Organized by NITTTR Chandigarh	
15.	Faculty Development Program	One Week FDP on "AI/ML and Data Science for Industry 4.0"	26/02/2024 to 01/03/2024	Attended by Er. Akanksha Sharma, A.P. ECE	Organized by NITTTR Chandigarh	
16.	Faculty Development Program	3 days FDP on "Inculcating Universal Human Values in Technical Education"	05/02/2024 to 07/02/2024	Attended by Er. Gaurav Mahajan, A.P. Mechanical Engg.	Organized by AICTE at HPTU campus, Hamirpur	
17.	Workshop	One-week Hands-on	04/03/2024 to 09/03/2024	Attended by Er. Sandeep	JUIT Waknaghat	

		Workshop on "VLSI Design"		Thakur, A.P. ECE	
18.	Faculty Development Program	One-Week FDP On UHV-2	18/03/2024 to 23/03/2024	Attended By Ms. Nutan, A.P. Management	AICTE
19.	Short Term Course	Fundamental & Applications of Nanomaterials	29-07-2024 to 09-08-2024	Attended by Dr. Desh Raj Thakur	NITTTR Kolkata
20.	Faculty Development Program	One week FDP on "AI for Future Workforce"	22/07/2024 to 26/07/2024	Attended by Er. Anuj Gupta, A.P. CSE	NITTTR Chandigarh
21.	Short Term Course	Fundamental & Applications of Nanomaterials	29-07-2024 to 09-08-2024	Attended by Dr. Reena Sharma	NITTTR Kolkata

For Session 2022 - 2023

S. No.	Activity/ Event	Topic of Activity/Event	Date	Attended/ Organized/ Delivered by	Organizing Institute/Venue
1.	One Week NKN (National Knowledge Network)	Fundamentals of 5G & Beyond Wireless Systems	01.08.2022 to 05.08.2022	Attended by Er. Vandana Devi	EICT Academy IITR
2.	Training	Bhuvan overview	9.11.22 to 11.12.22	Attended by Er. Akanksha Sharma	National remote sensing Center ISRO
3.	STTP	Academic Writing & Tools	12.12.2022 to 23.12.2022	Attended by Kuldeep Thakur	NITTTR Kolkata through ICT Mode
4.	FDP	AWS Cloud	13.01.2023 to 17.01.2023	Reena sharma	AIT-CSE, Chandigarh University
5.	STC	Product design, Launch and Start-ups in Electronics	20.03.2023 to 24.03.2023	Attended by Dr. Desh Raj	NITTTR Chandigarh
6.	One Week FDP	Product Design, Launch and Start-ups in Electronics	20/03/2023 to 24/03/2023	Attended by all the faculty members of B.Tech. Wing of the Institute	Organized by NITTTR Chandigarh at ABVGIET Pragatinagar.

7.	Faculty Development Programmer (ICT Mode)	Open Source Technologies	24.04.2023 to 28.04.2023 (One Week)	Dr.Reena sharma	NITTTR Chandigarh
8.	One Week Short Term course	Design Thinking for Entrepreneurship	29.05.2023 to 03.06.2023	Attended by Er. Akanksha Sharma	School of Electronics and Electrical Engineering and Human Resource Development Center (HRDC) Lovely Professional University, Phagwara, Punjab
9.	Faculty Development Program	One week FDP on "Open Source Tools for Research"	15/05/2023 to 19/05/2023	Attended by Nivedita Kashyap, A.P. CSE	NITTTR Chandigarh
10.	Faculty Development Programmer (ICT Mode)	Advanced Pedagogy	19.06.2023 to 30.06.2023 (Two Weeks)	Dr.Reena sharma	NITTTR Kolkata
11.	Online Course	Applications of Machine learning in Urban Studies	05.06.2023 to 09.06.2023	Attended by Er. Akanksha Sharma	IIRS Distance Learning
12.	Faculty Development Program	Two-week FDP on "Advanced Pedagogy"	19/06/2023 to 30/06/2023	Attended by Er. Anuj Gupta, A.P. CSE	NITTTR Kolkata
13.	Faculty Development Programmer (ICT Mode)	Induction Training	10.07.2023 to 21.07.2023 (Two Weeks)	Reena sharma	NITTTR Kolkata
14.	Faculty Development Program	Two-week FDP on "Induction Training"	10/07/2023 to 21/07/2023	Attended by Dr. Desh Raj Thakur	NITTTR Kolkata
15.	Faculty Development Program	Two Week FDP on "Induction Training"	10/07/2023 to 21/07/2023	Attended by Er. Anuj Gupta, A.P. CSE	NITTTR Kolkata

For Session 2021 - 2022

S. No.	Activity/ Event	Topic of Activity/Event	Date	Attended/ Organized/ Delivered by	Organizing Institute/Venue
1	Two Week STC	Environment Pollution: Laboratory and Testing	17.01.2022 to 28.01. 2022	Reena Sharma	NITTTR Kolkata
2.	STTP	Implementation of Numerical Methods using MATLAB	03.01.2022 to 08.01.2022	Attended by Kuldeep Thakur	Department of Mathematics, IIT Indore
3.	One week STC	Computer Programming using Python	21.02.2022 to 25.02.2022	Attended by Er. Vandana Devi	NITTTR Chandigarh
4.	One week FDP	Advancement in wireless Communication technologies, Networking and Applications	21.03.2022 to 25.03.2022		CVR college of Engineering, Hyderabad Telangana
5.	One week FDP	Machine learning and its application	28.03.2022to 1.04.2022		CVR college of Engineering, Hyderabad Telangana
6.	Two Week FDP	Science Technology and Society: The promises for next generation	29.03.2022 to 07.04.2022	Attended by: Er. Munish Patial	IIT Delhi
7.	One week FDP	Research Methodology and Data Analysis	02.05.2002 to 07.05.2022	Attended by Er. Vandana Devi	Bahra University, Shimla
8.	STC	Research Methodology	09.05.2022 to 13.05.2022	Attended by Kuldeep Thakur	NITTTR Chandigarh through ICT Mode
9.	STC	Research Methodology and Data Analysis	02.05.2022 to 07.05.2022	Attended by Dr. Desh Raj	BAHRA University
10.	STC	Advanced Pedagogy	25.07.2022 to 05.08.2022	Attended by Dr. Desh Raj	NITTTR Kolkata

11	STTP	Advanced Pedagogy	25.07.2022 to 05.08.2022	Attended by Kuldeep Thakur	NITTTR Kolkata through ICT Mode
12.	One week FDP	Nanosensors & devices	22.07.2022-26.072022	Attended by Er. Akanksha Sharma	NITTTTR Chandigarh

For Session 2020 - 2021

S. No.	Activity/ Event	Topic of Activity/Event	Date	Attended/ Organized/ Delivered by	Organizing Institute/Venue
1.	One Week STC	Effective Curriculum Implementation	09.08.2021 to 13.08.2021	Attended by Dr. Reena Sharma	NITTTR Chandigarh
2.	One week STTP	computer vision	30 .08.2021 to 3.09.2021		Army Institute of Technology, Pune
3.	One Week STC	Effective Curriculum Implementation	09.08.2021 to 13.08.2021	Attended by Er. Gaurav Mahajan	NITTTR Chandigarh
4.	Two Week STC	Induction Training Programme (Basic & Advanced Pedagogy)	23.08.2021 to 03.09.2021		NITTTR Chennai

For Session 2019 - 2020

S.N.	Activity/Event	Name of Activity/Evnt	Date	Attended by	Venue
1.	2 week STC	Machine Learning &Deep Learning using open sources	16-27 Sept. 2019	**01 Faculty** Anurag Sharma	NITTTR Chandigarh
2.	1 week STC	Optimization with MAT Lab	23-27 Dec. 2019	**02 Faculty** Anjali Bharti, Nivedita Kashyap	NITTTR Chandigarh
3.	1 week STC	Operation Research: Problems and Solutions	30 Dec.- 3 Jan. 2020	**01 Faculty** Kuldeep Thakur AP Maths	IIT (BHU), Varanasi, Uttar Pradesh

4.	2 week FDP	Life Skills Development	2-11 Jan. 2020	**02 Faculty** Ravi Kumar, .Sandeep Thakur	JNGEC Sundernagar
5.	1 week STC	Cryptography for Information Security	20-24 Jan. 2020	**01 Faculty** Rahul Pal Singh	NITTTR Chandigarh
6.	1 week STC	Communication Skills	10-14 Feb. 2020	**01 faculty** Divya Sharma AP English	NITTTR Chandigarh
7.	1 week STC	Advance Numerical Methods	17-21 Feb. 2020	**02 Faculty** Sanjay K.kalta AP Maths Ravi Kumar AP CSE	NITTTR Chandigarh
8.	2 week STC	Graphics and Animation Development	24 Feb-06 March, 2020	**01 Faculty Navdeep Sharma, AP CSE (SWF)**	NITTTR Chandigarh
9.	5 days workshop	Brain Mapping and Artificial Intelligence	5-9 March, 2020	**01 Faculty MunishPatial AP ECE (SWF)**	IIT Delhi
10.	5 Days research/training		16-20 March, 2020	**01 faculty Sandeep Thakur**	Supervisor Dr.GVVSharma Asso.Prof. EE, IIT Hyderabad

Data requirement for the last five years:

- No. of teachers
- Title of the programme
- Duration (from-to)

Formula:

$$\text{Percentage per year} = \frac{\text{Total No. of teaching staff attending such programmes}}{\text{No. of full time teachers}} \times 100$$

For session 23-24 = 100%
For session 22-23 = 71.42%
For session 21-22 = 57.1%
For session 20-21 = 19.0%
For session 19-20 = 62.0%

$$\text{Average percentage} = \frac{\sum \text{Percentage per year}}{5} = 62\ \%$$

Attach as Annexure(s)

- Details of teachers attending professional development programmes during the last five years.
- Any additional information.

6.3.5	**Institution's Performance Appraisal System for teaching and non-teaching staff** The performance appraisal systems for teaching and non-teaching staff in educational institutions are designed to evaluate and improve individual and institutional performance. For teaching staff, these systems typically assess factors such as teaching effectiveness, research contributions, student feedback and participation in academic activities. Non-teaching staff performance may be evaluated based on efficiency, punctuality, teamwork, and job-specific skills. The system usually involves regular feedback, self-assessment, peer reviews and sometimes student evaluations. For both teaching and non-teaching employees, the performance appraisal serves as a basis for promotions, salary increments, training needs and professional development and this assessment is done through Annual Confidential Report every year . **Attach as Annexure(s)** • Any additional information. • Paste link for additional information, if any.

Key Indicator 6.4 Financial Management and Resource Mobilization	
Item No.	**Particulars**

6.4.1 **Institution conducts internal and external financial audits regularly**

The institution conducts both **internal and external financial audits** regularly to ensure transparency and accountability in its financial operations. Internally, the finance department conducts annual audits, reviewing all transactions, expenditures, and financial records to ensure compliance with institutional policies. Externally, the institution is audited by a qualified external audit firm every year to verify financial statements and ensure adherence to statutory regulations and standards.

In case of any audit objections, a **mechanism for resolution** is in place. Internal audit findings are reviewed by the management, and necessary corrective actions are taken. For external audit objections, the institution's finance team collaborates with the auditing firm to address discrepancies or concerns. Any unresolved issues are escalated to the governing body for further review, and corrective measures are implemented to prevent recurrence. This robust system ensures financial integrity and timely resolution of audit issues.

Institution conducts internal and external financial audits regularly

S. No.	Type of Audit	Audit Conducted On	Audit Conducted for Period	Audited By
1.	External	29-11-2021 to 04-12-2021	October,2016 to October, 2021	Account Officers of AG, Himachal Pradesh.
2.	External	December, 2023	November,2021 to October,2023	Account Officers of AG, Himachal Pradesh.

If any objections are raised, then steps stated below are followed:

1. Reply is submitted through Directorate of Technical Education to AG, HP, consisting of supporting rules, documents, financial sanctions etc.
2. If objections are not satisfied, then an Ad-Hoc committee consisting of HP Finance Department Officer, Officer from Administrative Department, Senior Officers from AG, HP office is constituted and then reply is submitted through the same.
3. If objections still remain unsettled, then para is referred to PAC (Public Audit Committee) with MLA or any minister of HP Govt. as its chairman.

Enumerate various internal and external financial audits carried out during the last five years with the mechanism for settling audit objections within 100-150 words.

Attach as Annexure(s)

Any additional information.

6.4.2	**Funds/Grants received from non-government bodies, individuals, philanthropers during the last five years (Not covered in Criterion III)**					
	6.4.2.1	Total grants received from non-government bodies, individuals, Philanthropers year wise during the last five years (INR in lakhs)				
		Year	2024	2023	2022	2021	2020
		INR in lakhs	None	None	None	None	None
	Data requirement for last five years: • Name of the non-government bodies, individuals, Philanthropers • Funds/grants received **Attach as Annexure(s)** • Annual statements of accounts. • Details of funds/grants received from the non-government bodies, individuals, Philanthropers during the last five years. • Any additional information.					

6.4.3	**Institutional strategies for mobilisation of funds and the optimal utilization of resources** The main source of the income to this Institution is mainly State Government Grants, allocated under different Standard of Objects to the institution. The Grants allocated by the State Government as per requirement of the Institution, are spent strictly in accordance with the HP Finance rules and latest guidelines issued by the Government time to time . The Second Source of the Income to the institution is the Fee, collected from the Students annually/ Monthly as per norms fixed by Technical University Hamirpur. The Students welfare Fund is utilized for the welfare of the students, in accordance with Rules of the Students Fund, Issued by the State Government. The Students and the Teaching Faculty are the member of purchasing committee for making any procurement for the urgent needs of the Students. The purchasing committee makes procurement after taking unanimous decision, within the preview of Students Fund Rules and justification of expenditure in student's welfare. **Attach as Annexure(s)** • Any additional information**.**

Criterion 7 – Institutional Values and Best Practices Key Indicator-7.1 Institutional Values and Social Responsibilities	
Item No.	**Particulars**
7.1.1	**Measures initiated by the institution for gender equity promotion of gender equity during the last five years** Over the last five years, the institution has implemented several measures to promote gender equity and sensitization. These include integrating gender studies into the curriculum and conducting workshops, seminars, and awareness campaigns to foster a gender-inclusive environment. Co-curricular activities such as debates, discussions, and cultural events focus on gender issues, encouraging students to engage with and understand diverse perspectives. The institution has also established support systems like counseling services and women's cells that provide a safe space for women on campus. Additionally, special facilities such as women's restrooms, dedicated parking, and secure campus infrastructure ensure a comfortable and safe environment for all students, fostering gender equality in both academic and social spheres. These initiatives aim to empower women and promote an inclusive, respectful, and supportive campus culture. **(a) Safety and Security:** • **Surveillance and security personnel**: Our institutions enhance campus safety through 24/7 security, CCTV surveillance and trained security staff, especially in sensitive areas like hostels. • **Well-lit campus areas**: Ensuring that key areas of the campus are well-lit and secure. **(b) Counselling:** • **Dedicated counselling services**: Offering individual and group counselling to students, especially for women, to address mental health, personal concerns, and gender-related issues. • **Workshops and awareness programs**: Institutions might also organize regular workshops to promote gender sensitivity, respect and equality. **(c) Common Rooms:** • **Separate Common Rooms for Women**: Providing well-maintained, accessible common rooms for women, where they can socialize and relax in a safe environment. • **Inclusive spaces**: Ensuring that common areas are open and comfortable for all genders, with appropriate amenities. Provide web link to (if any): • Annual gender sensitization action plan • Specific facilities provided for women in terms of (a) Safety and security (b) Counselling (c) Common Rooms (d) Day care center for young children (e) Any other relevant information
	Environmental Consciousness and Sustainability

7.1.2	**The institution has facilities for alternate sources of energy and energy conservation measures** (1) Solar energy (2) Biogas Plant (3) Wheeling to the Grid (4) Sensor-based energy conservation (5) Use of LED bulbs/power efficient equipment The institution has taken several steps to promote sustainable energy practices by incorporating facilities for alternate sources of energy and implementing energy conservation measures. Solar panels have been installed on campus to harness renewable energy, reducing dependency on conventional power sources. Additionally, energy-efficient lighting systems, such as LED bulbs, have been used throughout the campus to minimize energy consumption. The institution also encourages the use of energy-saving appliances and practices, including the installation of motion sensor lights in less-visited areas to conserve electricity. Furthermore, the campus promotes awareness about energy conservation through workshops and campaigns, involving students and staff in sustainability initiatives. These efforts contribute to reducing the carbon footprint and fostering an environmentally responsible campus. **Attach as Annexure(s)** • Geotagged photographs • Any other relevant information

7.1.3	**Describe the facilities in the institution for management of following types of degradable and non-degradable waste (within 100-150 words)** The institution has established comprehensive waste management facilities to handle both degradable and non-degradable waste. For degradable waste, such as food scraps and organic waste, composting bins are provided on campus to promote organic waste recycling and produce compost for campus gardens. Additionally, students and staff are encouraged to segregate waste at the source, with designated bins for biodegradable materials. Non-degradable waste, including plastics and metals, is collected separately in recycling bins placed throughout the campus. The institution collaborates with waste management agencies to ensure proper disposal and recycling of non-degradable materials. Awareness campaigns and workshops are regularly organized to educate the campus community on the importance of waste segregation, recycling, and responsible consumption. These efforts aim to minimize the environmental impact of waste and promote sustainable waste management practices.

- **Solid waste management:** The cleanliness drive was conducted on 03-06-2023 from 2:00 PM to 4:00 PM. Members of the Eco Club, along with volunteers from different departments, participated enthusiastically. The objectives of the drive were to:
- Remove litter and waste from designated areas across the campus.
- Promote the habit of responsible waste disposal and recycling among students.
- Enhance the aesthetic appeal and hygiene of the campus environment.

During the drive, participants collected plastic waste, paper, and other debris from various locations such as the main campus grounds, parking lots and recreational areas. The collected waste was sorted for recycling, and non-recyclable items were disposed of properly. The event not only contributed to a cleaner campus but also raised awareness about the importance of maintaining a litter-free environment.

- Liquid waste management
- Biomedical waste management
- E-waste management
- Waste recycling system
- Hazardous chemicals and radioactive waste management

Provide web link to (if any):

- Relevant documents like agreements/MoUs with Government and other approved agencies
- Geo-tagged photographs of the facilities.
- Any other relevant information.

7.1.4	**Water conservation facilities available in the Institution:** The institution has implemented several water conservation measures to ensure sustainable water use. A **rainwater harvesting** system is in place, where rainwater is collected from rooftops and directed into storage tanks or recharge pits, reducing dependency on external water sources and replenishing groundwater levels. Additionally, the institution has installed systems for **borewell/open well recharge**, ensuring that groundwater levels are maintained and preventing over-extraction. These measures help in efficient water management, minimize wastage, and promote sustainable water use across the campus. The institution also educates students and staff about the importance of water conservation through awareness programs and encourages responsible water usage. These efforts collectively contribute to the institution's commitment to environmental sustainability. Rain water harvesting (1) Borewell/Open well recharge ☐ (2) Construction of tanks and bunds ☐ (3) Waste water recycling ☐ (4) Maintenance of water bodies and distribution system in the campus ☐ **Attach as Annexure(s)** • Geo-tagged photographs/videos of the facilities. • Any other relevant information.

7.1.5	**Green campus initiatives include:** (1) Restricted entry of automobiles (2) Battery-powered vehicles (3) Pedestrian-friendly pathways (4) Ban on the use of plastics (5) Landscaping with trees and plants The institution has implemented several green campus initiatives to promote environmental sustainability: **Restricted entry of automobiles**: To reduce air pollution and carbon emissions, the campus restricts the entry of automobiles, encouraging walking or the use of public transport. (1) Restricted entry of automobiles inside the college campus ensures a safer and eco-friendly environment. Students and other vehicles are not allowed beyond the main gate, and dedicated parking is provided outside. Security guards strictly monitor and enforce these rules, promoting discipline and maintaining the campus's serene and academic ambiance.

(2) **Battery-powered vehicles**: To minimize the use of fossil fuel-powered vehicles, battery-powered electric vehicles are used for transportation within the campus, ensuring eco-friendly mobility.The college promotes sustainability through a battery-operated rickshaw purchased under the ITI Wing. This eco-friendly vehicle is utilized for official tasks across all three wings, supporting green and efficient operations.

Pedestrian-friendly pathways: The campus is designed with wide, well-maintained pedestrian pathways to encourage walking and reduce the dependency on motor vehicles.

(3) The college features pedestrian-friendly pathways, ensuring a safe and accessible environment for walking. These well-maintained paths promote a healthy lifestyle, reduce vehicular dependency, and enhance the campus's eco-friendly and serene atmosphere.

Ban on the use of plastics: A strict ban on the use of single-use plastics has been enforced, promoting the use of eco-friendly alternatives and reducing plastic waste.

	Landscaping with trees and plants: The campus is lush with greenery, as it prioritizes landscaping with native trees, shrubs, and plants to improve air quality and enhance the aesthetic value of the environment. These initiatives contribute to creating a sustainable, eco-conscious campus. (4) While there is no official ban on plastics, college students actively limit their use. Numerous awareness drives are conducted to promote sustainable practices, encouraging responsible behavior and reducing plastic waste on campus. (5) The college prioritizes landscaping with trees and plants, creating a lush, green campus environment. Regular tree plantation drives are organized across all three wings under the guidance of the "Eco" Club. These initiatives not only enhance the campus's aesthetic appeal but also promote environmental awareness and sustainable practices among students. **Eco Club Activity: Campus Cleanliness and Tree Plantation** **Introduction:** The Eco Club at our campus has been actively engaged in promoting environmental awareness and sustainability among students and staff. Recently, the club organized two significant initiatives focusing on campus cleanliness and tree plantation. **Tree Plantation Campaign:** Following the cleanliness drive, the Eco Club organized a tree plantation campaign on 05-06-23 in collaboration with the campus administration and Jan Bhagidari Committee. The objectives of the campaign included: 1. Increasing green cover on campus to improve air quality and provide natural habitats for local fauna. 2. Encouraging students and staff to actively participate in environmental conservation efforts. 3. Educating participants about the role of trees in carbon sequestration and climate change mitigation. The tree plantation event commenced with a brief inauguration ceremony where Prof. Dr. Umesh C. Rathore emphasized the importance of sustainable development and the significance of tree planting in combating environmental challenges. Students and staff members planted a variety of indigenous tree saplings in designated areas around the campus. Each participant was involved in the process, from digging holes to watering and nurturing the newly planted trees.

Tree Plantation Campaign organized by ECO Club in collaboration Jan Bhagidari Committee on 05-06-23.

Tree Plantation Campaign organized by ECO Club in collaboration Jan Bhagidari Committee on 05-06-23.

Conclusion: Both the campus cleanliness drive and tree plantation campaign organized by the Eco Club were successful in achieving their objectives. They not only fostered a sense of responsibility towards the environment among participants but also demonstrated the power of collective action in addressing environmental issues. Moving forward, the Eco

	Club plans to continue organizing such initiatives to promote sustainability and make our campus a greener and cleaner place for all. **Attach as Annexure(s)** • Geotagged photographs/videos of the facilities. • Any other relevant information.

7.1.6	**Quality audits on environment and energy regularly undertaken by the Institution and any awards received for such green campus initiatives:** (1) Green audit (2) Energy audit (3) Environment audit (4) Clean and green campus recognitions/awards (5) Beyond the campus environmental promotion activities (1) The institution conducts regular green audits to ensure an eco-friendly campus. Measures are taken to minimize fire hazards, including proper waste disposal and safety protocols. Solar lights are strategically implemented across the college to reduce energy consumption and promote renewable energy use. These initiatives reflect the college's commitment to sustainability and environmental responsibility. (2) The institution conducts energy audits as part of its sustainability initiatives. Final-year Electrical Engineering students undertake major projects to analyze overall

	energy demand, assess current loads, and identify future requirements. One group has also worked on the estimation and design of a 22/0.4 KV substation at ABVGIET Pragatinagar. Their comprehensive report includes recommendations for optimizing energy usage and infrastructure upgrades, reflecting the institution's focus on practical learning, innovation, and energy efficiency. includes recommendations for optimizing energy usage and infrastructure upgrades, reflecting the institution's focus on practical learning and energy efficiency. Report of the above mentioned detail is as follows: A. Design of a 22/0.4 KV substation at ABVGIET Pragatinagar B. Analyze overall energy demand, assess current loads, and identify future requirements at ABVGIET Pragatinagar (3) Although the institution has not received formal awards for a clean and green campus, it consistently promotes these values through regular cleaning drives involving students and faculty. These drives focus on collecting waste materials and ensuring the campus remains pristine. Additionally, numerous plantation drives under the "Eco Club" contribute to a greener, more sustainable campus. (4) Beyond the campus, environmental promotion activities are actively supported by students, faculty members, and teams from NSS and NCC. They engage in community outreach programs such as tree plantation drives, waste reduction awareness, and local environmental clean-up initiatives, fostering a culture of sustainability in the broader community. **Attach as Annexure(s)** • Reports on environment and energy audits. • Any other relevant information.

7.1.7	**The institution has disabled-friendly, barrier free environment** • Built environment with ramps/lifts for easy access to classrooms ☐ • Disabled-friendly washrooms ☐ • Signage including tactile path, lights, display bards and signposts ☐ • Assertive technology and facilities for persons with disabilities (*Divyangjan*) accessible website, screen-reading software, Mechanized equipment • Provision for enquiry and information: Human assistant, reader, Scribe, soft copies of reading material, screen reading ☐ **1.Built environment with ramps/lifts for easy access to classrooms** The institution ensures a disabled-friendly environment by providing ramps and lifts, making classrooms accessible to everyone, including differently-abled individuals. This reflects the college's commitment to inclusivity and accessibility. Future plans include enhancing these facilities to ensure greater ease of access for all students and staff.



2. Disabled-friendly washrooms

While the college currently does not have specialized disabled-friendly washrooms, we are actively exploring options to provide such facilities. The administration is committed to ensuring a comfortable and accessible environment for all, and this initiative will be prioritized in upcoming campus improvements.

3. Signage including tactile path, lights, display boards, and signposts
The college has taken steps toward providing signage and display boards to enhance accessibility. While some features like tactile paths and specific lights are still to be implemented, efforts are underway to install clear and accessible signposts across the campus to improve navigation for differently-abled individuals.

4. Assistive technology and facilities for persons with disabilities
Currently, the institution does not offer specialized assistive technologies like screen-reading software or mechanized equipment for students with disabilities. However, the college is fully committed to integrating such technologies in the future, starting with expanding accessible digital content and exploring other assistive measures.

	5. Provision for enquiry and information: Human assistant, reader, scribe, soft copies of reading material The college currently provides common soft copies of reading materials to students, ensuring easy access to learning resources. While we do not yet have dedicated provisions like human assistants or readers, we are committed to implementing these support systems to further enhance accessibility for differently-abled students in the future. **Attach as Annexure(s)** • Geo-tagged photographs/videos of the facilities. • Any other relevant information.
	Inclusion and Situatedness
7.1.8	**Describe the institutional efforts/initiatives in providing an inclusive environment, *i.e.*, tolerance and harmony towards cultural, regional, linguistic, communal socio-economic and other diversities (within 100-150 words)** Provide Web link to: (if any) or Attach as Annexure(s) • Supporting documents on the information provided (as reflected in the administrative and academic activities of the Institution) • Any other relevant information.
	Human Values and Professional Ethics

7.1.9	**Sensitization of students and employees of the institution to the constitutional obligations: values, rights, duties and responsibilities of citizens** Describe the various activities in the Institution for inculcating values for being responsible citizens as reflected in the Constitution of India within 100-150 words. Provide Web Link to: (if any) ● Details of activities that inculcate values; necessary to render students into responsible citizens. ● Any other relevant information. **SVEEP Program : 4 APRIL 2024** A SVEEP (Systematic Voters' Education and Electoral Participation) program was successfully conducted on **4 April 2024** at the college in collaboration with the local administration of the Kotkhai area. The event aimed to highlight the significance of voting in a vibrant democracy like India. Activities included engaging skits, traditional dances, and local songs, which creatively emphasized the importance of active voter participation. The program not only educated attendees about their electoral rights and responsibilities but also inspired them to participate in the democratic process enthusiastically.Complementing these intellectual activities, the cultural dance performances captivated the audience, adding vibrancy and enthusiasm to the event It was a vibrant and impactful initiative to foster awareness and inclusivity in the electoral system. **Mock Parliament: February 23, 2024** On **February 23, 2024**, the students of ABVGIET Pragatinagar organized a **Mock Parliament**, a declamation competition, and a cultural dance event that enthralled participants and attendees alike. The highlight of the day was the esteemed visit of **Maj. Gen. V T Mathew, AVSM, VSM**, from HQ ARTRAC Shimla, who graced the occasion during the Mock Parliament session. The event was an engaging blend of intellectual debate and cultural expression, showcasing the talent and dedication of the students. It left a lasting

	impression on all present, emphasizing civic education and creative excellence within the institute.

7.1.10 **The Institution has a prescribed code of conduct for students, teachers, administrators and other staff and conducts periodic programmes in this regard**

(6) The code of Conduct is displayed on the website: Yes/No
(7) There is a committee to monitor adherence to the Code of Conduct: Yes/No
(8) Institution organizes professional ethics programmes for students, Teachers, administrators and other staff: Yes/No
(9) Annual awareness programmes on Code of Conduct are organized: Yes/No

Attach as Annexure(s)

- Code of ethics
- Appropriate information about the monitoring committee composition, number of programmes organized etc. in support of the claims.
- Any other relevant information

COTPA Cell:

The **Cigarettes and Other Tobacco Products Act (COTPA)** is a vital legislation aimed at reducing tobacco consumption and promoting health. The **COTPA committee at ABVGIET-Pragatinagar, Tehsil-Kotkhai, District-Shimla, HP**, actively championed this cause through various initiatives in **2023-24**. Multiple **awareness campaigns** were organized, utilizing posters, banners, and interactive sessions with medical professionals to educate students and staff on the health, social, and educational risks of tobacco. Regular **inspections** ensured compliance with smoke-free zones, and strict enforcement measures, including a sales ban on tobacco near the campus, were implemented. These efforts led to a significant reduction in tobacco use and heightened awareness, as evidenced by surveys. A **"Tambakhu Mukt Praman Patra"** signed by the BMO was displayed, reinforcing the commitment to a tobacco-free environment.


NATIONAL HEALTH MISSION

तम्बाकू मुक्त शिक्षण संस्थान

प्रमाण पत्र

संख्या

21/10/2024 को प्राधिकृत समिति द्वारा किये गए सर्वेक्षण के अनुसार ABVGIET, PRAGATINAGAR (शिक्षण संस्थान का नाम) ने 97/100 अंक अर्जित किये हैं

अतः इस शिक्षण संस्थान को तम्बाकू मुक्त संस्थान प्रमाणित किया जाता है।

दिनांक 21/10/2024

Block Medical Officer
Kotkhai District Shimla

BMO के हस्ताक्षर
(मुहर सहित)

यह प्रमाण पत्र जारी करने के उपरांत एक वर्ष तक मान्य होगा।

As per **Office Order No. 442 dated 16/11/2024**, various committees have been constituted to ensure a safe and inclusive environment on campus. These include:

4. **Internal Complaints Committee (Sr. No. 6):** Focused on gender sensitization, prevention, and prohibition of sexual harassment of women employees and students, as well as addressing grievances through the **Women/Girls Grievances Cell** and supporting **Transgender Welfare**.
5. **SC/ST/OBC/PWD Grievance Cell (Sr. No. 7):** Dedicated to addressing issues and grievances faced by students and staff belonging to these categories.
6. **Anti-Ragging Committee (Sr. No. 8):** Implemented to prevent and address instances of ragging, ensuring campus safety.
7. **Anti-Ragging Squad (Sr. No. 9):** Actively monitors and enforces anti-ragging measures.

Anti Ragging posters at various places on the college campus.

A Cyber Crime Awareness Camp was also organized at the institute, with photos provided below.

•

7.1.11	**Institution celebrates/organizes National and International commemorative days, events and festivals** Describe the efforts of the institution in celebrating/organizing National and International commemorative days, events and festivals during the last five days within 100-150 words. Provide web link to (if any): ● Annual report of the celebrations and commemorative events for the last five days. ● Geotagged photographs of some of the events. ● Any other relevant information. --- The **Republic Day Celebration** at ABVGIET on **26 Jan 2024** marked a grand event with various activities, highlighting the significance of India's republic. This was followed by the **Himachal Day Celebration** on **15 April 2023**, a special occasion to honor the state of Himachal Pradesh, celebrating its formation. The **Independence Day Celebration** is set for **15th August 2024**, an important day for the nation, commemorating India's independence from British rule. These events, held at ABVGIET, bring together students and faculty to remember and celebrate key moments in Indian history. The corresponding images for each event are attached, visually capturing the spirit and participation of these national celebrations. **Himachal Day Celebration at ABVGIET 15 April 2023**

Republic Day Celebration at ABVGIET on 26th Jan 2024

Independence-day celebration 15th August 2024

•

Item No. 7.2.1	**Key Indicator 7.2 Best Practices** **Particulars** **Describe two best practices successfully implemented by the Institution** ABVGIET Pragatinagar, District Shimla has successfully enhanced the employability and skill development of its B. Tech. students through strategic initiatives. Internships have often been converted into full-time job offers, with attractive salary packages ranging from 2.4LPA to 15.5LPA. Industry collaborations, including MoUs with leading companies have provided valuable training opportunities. The IIT Bombay Spoken Tutorial Program has also contributed significantly, with 77% of students completing ICT courses, improving their technical skills. These efforts align with the institute's mission to prepare students for successful careers and meet industry demands. The details of such initiatives are as under: **A. TRAININGS, INTERNSHIPS AND PLACEMENTS: -** • Students who interned with companies during their studies were able to convert internships into full-time job offers. • Top salary packages offered ranged from 15.5LPA to 9LPA. • MOUs with Industry Partners offer free online courses to students, preparing them for high-paying roles. • Wide Range of Packages: From 2.4L to 15.5L across all sessions. • A strong trend of internships being converted into full-time offers, often with higher salary packages post-internship. • Internship Stipends: Stipends varied from 5,000 to 22,000/month for internships, with top offers in the 5,000 to 18,000 range. • Diverse Company Engagement: A total of 27 companies visited for placement drives, both online and offline. Notable recruiters included Sopra Steria, Bebo Technologies, and Xenon Stack. • These drives provided ample opportunities for students to engage with companies in varied sectors, enhancing the placement outcomes. • Continuous placement activities, webinars, and career guidance ensure that students remain well-prepared for opportunities throughout the year.

- Collaboration with online learning platforms to help students upskill in cutting-edge technologies, giving them an edge in securing high-paying positions.
- Free online courses provided by industry partners enhance employability and salary prospects.

B. MOUs (Memorandum of Understanding)

ABVGIET has established multiple Memoranda of Understanding (MoUs) with both government and private organizations. These partnerships foster cooperation across various domains, offering mutual benefits such as:

Expertise Sharing: Facilitating knowledge exchange between academia and industry experts.

Student Placements: Enhancing job opportunities through direct engagement with industry partners.

Training Opportunities: Providing students with hands-on training, internships, and skill development programs.

These collaborations play a pivotal role in bridging the gap between academic learning and industry needs, ensuring holistic growth for both parties.

More than 25 MoUs have been signed till date by institute with various leading companies, organizations, and reputed professional institutes in Government and Private Sectors

C. SPOKEN TUTORIALS

IIT Bombay's Spoken Tutorial Program provides hands-on training in ICT tools and technologies. ABVGIET strives to enhance students' skills and employability through industry-relevant education.

The participation of B. Tech. students in IIT Bombay's Spoken Tutorial program has significantly contributed to their skill development and academic enrichment. The affordability and practical focus of the program align with ABVGIET's mission to prepare students for successful careers. Continued engagement with such initiatives is essential to maintaining educational excellence and meeting industry demands.

Provide web link to (if any) or Attach as Annexure (s)

- Best practices in the Institutional website
- Any other relevant information

Format for presentation of best practices

1. **Title of the Practice:** This title should capture the keywords that describe the practice.
2. **Objectives of the Practice:** What are the objectives/intended outcomes of this "best practice" and what are the underlying principles or concepts of this practice? (in about 100-150 words)
3. **The Context:** What were the contextual features and/or challenging issues that needed to be addressed in designing and implementing this practice? (in about 100-150 words)

HP Technical University, Hamirpur (HP)

Academic Audit

SSR Proforma to be submitted by Affiliated Institutions

PART II

Standard Operating Procedure (SOP)

For the year:2024

Name & address of the College/Institution: ABV Govt. Institute of Engg. & Technology, Pragatinagar, Shimla, HP-171202

1.0 Teachers of the Institution participate in following activities related to curriculum development and assessment of the affiliating University and/are represented on the following academic bodies during the last five year.

(a) Academic Council/BoS of Affiliating University or the Institution.
(b) Setting of question papers for UG/PG programs.
(c) Design and Development of Curriculum for Add on/certificate/Diploma Courses
(d) Assessment/evaluation process of the Affiliating University.

Options:

A. **All of the above**.
B. Any three of the above.
C. Any 2 of the above.
D. Any 1 of the above.
E. None of the above.
(Source: Criteria:1.1.3)

1.1 Number of Add on/Certificate Programs offered during the last five years (Human Values/Yoga/NCC/NSS etc.)

S. N.	Academic Year (August -July)	No. of Add on/Certificate Programs offered (Human Values/Yoga/NCC/NSS etc.)	Remarks
1	2019 – 2020	nil	
2	2020 – 2021	nil	
3	2021 – 2022	nil	
4	2022 – 2023	nil	
5	2023 - 2024	nil	

1.2 Average percentage of students enrolled in Certificate/Add-on programs as against the total number of students during the last five years.

S. N.	Academic Year (August -July)	No. of students enrolled in certificate/add-on programs against total no. of students			% per year
		CSE	ECE	EE	
1	2019 – 2020	-	-	-	0%
2	2020 – 2021	-	-	-	0%
3	2021 – 2022	-	-	-	0%
4	2022 – 2023	-	-	-	0%
5	2023 – 2024	-	-	-	0%
Average % of students		(Sum of %age per year)/5 = 0%			

1.3 Average percentage of courses that include experiential learning through project work/field work/internship during the last five years.
No. of courses that include experiential learning through project work/field work/internship year wise during the last five years.

Throughout the B.Tech program, students actively participate in various courses aimed at fostering experiential learning. Each semester includes three laboratory courses that provide practical, hands-on experience to complement theoretical knowledge. Additionally, the program incorporates key components such as a one-time industrial training lasting six weeks, a seminar, a major project, and an extensive four-month industrial training. Collectively, these activities ensure that around 40-45% of the total program focuses on practical and experiential learning, preparing students for real-world challenges.

To facilitate industrial training and internships, the institution has signed Memorandums of Understanding (MoUs) with various reputed organizations and industries. These partnerships provide students with opportunities to work on industry-relevant projects, gain exposure to modern technologies, and understand the dynamics of professional environments. Such collaborations not only bridge the gap between academic knowledge

and industrial practices but also enhance employability by equipping students with the skills and experience required in the job market. **(Source: Criteria 1.2.2)**

1.4 Percentage of students undertaking project work/field work/internships (Data for the last completed academic year).

S.N.	Academic Year	No. of students undertaking project work/field work/ internships			Remarks
		CSE	ECE	EE	
1	2023 - 2024	56	21	53	No. of 4th years students enrolled in each branch: CSE:56, ECE:21, EE:53 **(Source: Criteria 1.2.3)**
Total students undertaking project work etc. in all branches		130			
% of students		130/130*100 = **100%**			

1.5 Institution obtains feedback on the syllabus and its transaction at the institution from the following stake-holders: -

(a) Students
(b) Teachers
(c) Employers
(d) Alumni

Options:

A. All of the above.
B. Any three of the above.
C. Any 2 of the above.
D. Any 1 of the above.
E. None of the above.
(Source: Criteria 1.3.1)

1.6 Feedback process of the Institution may be classified as follows:-

Options:-

A. Feedback collected, analysed and action taken and feedback available on website.
B. Feedback collected, analysed and action has been taken.
C. Feedback collected and analysed.
D. Feedback collected
E. Feedback not collected.
(Source: Criteria 1.3.2)

2.0 Average Enrolment percentage (Average of last five years)

S. N.	Academic Year (August -July)	CSE (1st year)		ECE (1st year)		EE (1st year)		% per year
		Enrol.	Sanct.	Enrol.	Sanct.	Enrol.	Sanct.	
1	2019 – 2020	47	50	16	50	38	50	101/150*100 = 67%
2	2020 – 2021	49	50	6	50	34	50	89/150*100 = 59%
3	2021 – 2022	50	50	12	50	45	50	107/150*100 = 71%
4	2022 – 2023	61	61	32	61	58	61	151/183*100 = 83%
5	2023 - 2024	61	61	44	61	59	61	164/183*100 = 90%
Average enrolment percentage		(Sum of %age per year)/5 = **74%**						

(**Source: Criteria 2.1.1**)

2.1 Students-Full time teacher ratio (Data for the latest completed academic year).

S. N.	Academic Year (August -July)	CSE/ECE/EE (enrolment all years)	Full-time teachers	Remarks
1	2023 – 2024	568	22	
2	Ratio of students to full time teacher	568/22 = **25.81**		

2.2 Ratio of mentor to students for academic and other related issues (Data for the latest completed academic year).

S. N.	Academic Year (August -July)	No. of Mentors	CSE/ECE/EE (enrolment all years)	Remarks
1	2023 – 2024	20	568	Mentors are OIC, all class incharges, student's grievance redressal committee **(Annexure-2.2)**
2	Ratio of mentor to students	20/568 = **0.03**		

2.3 Average percentage of full-time teachers against sanctioned posts during the last five years.

S. N.	Academic Year (August - July)	No. Sanctioned posts	Full-time teachers	Part-time faculty	% per year	Remarks
1	2019 – 2020	48	14	10	14/48*100 = 29%	**(Annexure-2.3)**
2	2020 – 2021	48	14	9	29%	
3	2021 – 2022	48	18	5	37.50%	
4	2022 – 2023	48	22	5	46%	
5	2023 - 2024	48	22	5	46%	
Average percentage		(Sum of %age per year)/5 = **37.5%**				

2.4 Average percentage of full-time teachers with Ph.D./D.Sc./D. Lit., etc. during the last five years (consider only highest degree for count).

S. N.	Academic Year (August - July)	CSE (Full-time teachers with Ph.D)	ECE (Full-time teachers with Ph.D)	EE (Full-time teachers with Ph.D)	AS&H (Full-time teachers with Ph.D)	% per year
1	2019 – 2020	NIL	NIL	NIL	1	1/14*100 = 7%
2	2020 – 2021	NIL	NIL	NIL	1	7%
3	2021 – 2022	NIL	NIL	NIL	3	3/18*100 = 17%
4	2022 – 2023	NIL	NIL	NIL	5	5/22*100 = 23%
5	2023 - 2024	NIL	NIL	NIL	5	23%
Average percentage		(Sum of %age per year)/5 = **15.4%**				

2.5 Average teaching experience of full-time teachers in the same institution (data for the latest completed academic year in number of years).

S.N.	Academic Year	Name of Full-time teachers & Designation	Experience in this institution	Remarks
1	2023 – 2024 (August-July)	Prof(Dr) Umesh C.Rathore	2 Years	
		Dr. Reena Sharma, AP Chemistry	11Years	Experience of Anuj Gupta is Notional
		Dr. Sanjay Kumar, AP Maths	11Years	
		Kuldeep S.Thakur, AP Maths	9 Years	
		Dr. Divya Sharma, AP English	9 Years	
		Dr. Desh Raj, AP Physics	5 Years	
		Gaurav Mahajan, AP Mechanics	3 Years	
		Nutan, AP Management	2 Years	
		Sandeep Thakur, AP ECE	11Years	
		Ajeet Thakur, AP ECE	11 Years	
		Saurabh Mehta, AP ECE	3 Years	
		Munish Patial, AP ECE	3 Years	
		Anurag Sharma, AP CSE	11 Years	
		Shivani, AP CSE	11 Years	
		Nivedita Kashyap, AP CSE	8 Years	
		Anuj Gupta, AP CSE	8 Years	
		Arvind Sharma, AP EE	1 Year	
		Pradeep Singh, AP EE	1 Year	
		Nikhil Sukhija, AP EE	1 Year	
		Awin Gupta, AP EE	1 Year	
2	Average teaching experience in this institution	**6.1Years**		

2.6 Average pass percentage of students during the last five years (branch wise).

S. N.	Academic Year (August -July)	CSE (All Sem)	ECE (All Sem)	EE (All Sem)	Remarks
1	2019 – 2020	85%	70%	50%	Source: Annual Report 2023-24, SAR 2021 (CSE&ECE), Gazette's HPTU **(Annexure:2.6)**
2	2020 – 2021	84%	82%	55%	
3	2021 – 2022	77%	49%	38%	
4	2022 – 2023	66%	33.87%	47.87%	
5	2023 - 2024	60.75%	39.5%	48.75%	
Average pass percentage		**75%**	**55%**	**48%**	

3.0. Grant received from Government and non-governmental agencies for research projects/endowments in the institution during the last five years (INR in Lakhs).

S.N.	Academic Year (August -July)	Grant received from Government and non-governmental agencies for research projects	Remarks
1	2019 – 2020	Total cost of joint project: 1431600.00 Expenditure by this institution: **Rs500000.00**	01 Research Project jointly with GNDEC Ludhiana under TEQIP-III Project **(Source: Criteria 3.1.1)**
2	2020 – 2021		
3	2021 – 2022	-	
4	2022 – 2023	-	
5	2023 - 2024	-	

3.1 Percentage of departments having Research projects funded by government and non-government agencies during the last five years.

S.N.	Academic Year (August -July)	Research projects funded by Govt./Non-govt. agencies			
		CSE	ECE	EE	AS&H
1	2019 – 2020	-	-	-	01 Research Project jointly with GNDEC Ludhiana under TEQIP-III Project **(Source: Criteria:3.1.2)**
2	2020 – 2021	-	-	-	
3	2021 – 2022	-	-	-	
4	2022 – 2023	-	-	-	
5	2023 - 2024	-	-	-	
Percentage of Dept. having research project		1/4 *100 = **25%**			

3.2 Number of seminars/conference/workshops conducted by the institution during the last five years.

S.N.	Academic Year (August - July)	No. of seminars/ conference/workshops conducted/Guest lectures	Remarks
1	2019 – 2020	24	**(Source: Criteria 3.1.3)**
2	2020 – 2021	2	
3	2021 – 2022	-	
4	2022 – 2023	10	
5	2023 - 2024	18	

3.3 Number of papers published per teacher in the Journals notified on IEEE, Science Direct, Web of Science, UGC-Care and Scopus during the last five years.

S.N.	Academic Year (August -July)	No. of papers published in IEEE,Web of science Science direct, UGC-Care & Scopus etc.	Remarks
1	2019 – 2020	-	**(Source: Criteria 3.2.1)**
2	2020 – 2021	5	
3	2021 – 2022	1	
4	2022 – 2023	2	
5	2023 - 2024	3	

3.4 Number of books and chapters in edited volumes/books published and papers published in national/international conference proceedings per teacher during the last five years (with verifiable ISSN, ISBN.

S.N.	Academic Year (August - July)	No. of books/ chapters/Paper Published in edited volumes/books published	Remarks
1	2019 – 2020	3	**(Source: Criteria 3.2.2)**
2	2020 – 2021	2	
3	2021 – 2022	4	
4	2022 – 2023	11	
5	2023 - 2024	5	

3.5 Number of awards and recognitions received for extension activities from government/government recognized bodies during the last five years.

S. N.	Academic Year (August -July)	No. of awards & recognitions received	Remarks
1	2019 – 2020	-	
2	2020 – 2021	-	
3	2021 – 2022	01	Appriciation letter for contribution in making TEQIP-III Project successful by NPIU, MHRD, Govt. of India **(Annexure-3.5)**
4	2022 – 2023	-	
5	2023 - 2024	-	

3.6 Number of extension and outreach programs conducted by the institution through NSS/NCC/Red Cross/YRC etc. (including the programmes such as Swachh Bharat,

AIDS awareness, Gender issues etc. and/or those organized in collaboration with industry, community, and NGOs) during the last five years.

S. N.	Academic Year (August - July)	No. of NSS/NCC/Red Cross/Swachh Bharat/AIDS awareness/Gender issues/other programs in collaboration with industry	Remarks
1	2019 – 2020	-	
2	2020 – 2021	-	
3	2021 – 2022	-	
4	2022 – 2023	-	
5	2023 - 2024	17(NSS)+10(NCC) = 27	Youth parliament, SVEEP activities, Republic/Himachal day celebration, Tech-Fest, Awareness drive by NDRF, Cyber-crime awareness, World standard day, Hackathon, Participation of NCC Cadets in 18th LS Election, awareness campaign for COTPA, Campus cleanliness drive. **(Source: Criteria 3.3.3)**

3.7 Average percentage of students participating in extension activities at 3.6 above during the last five years.

S. N.	Academic Year (August -July)	No. of students participated in in extension activities	% per year	Remarks
1	2019 – 2020	-	0%	
2	2020 – 2021	-	0%	
3	2021 – 2022	-	0%	
4	2022 – 2023	-	0%	
5	2023 - 2024	84+36 = 120	120/136*100 = 88.23%	Students enrolled in NSS = 100 Students enrolled in NCC = 36 **(Source: Criteria3.3.4)**
Average percentage of students		(Sum of %age per year)/5 = **17.64%**		

3.8 The institution has several collaboration/linkages with industry/institution for Faculty exchange and student placement, internship etc.

The institution boasts strong industry connections, fostering collaborations that drive growth. Key linkages enable:

a) "Empowering students through industry partnerships, faculty exchange, and placement opportunities."
b) "Fostering innovation through collaborations with industry leaders, academia, and research institutions."
c) "Bridging academia and industry through strategic partnerships, enriching student experiences and faculty expertise."
d) "Unlocking opportunities through industry linkages, faculty exchange, and student placement programs."
e) "Nurturing talent through collaborative initiatives with industry partners, driving growth and innovation."

3.9 Number of functional MoUs with national and international institutions, universities, industries, corporate houses etc. during the last five years.

S.N.	Academic Year (August -July)	No. of MoU with institutions, industries, corporate houses etc.	Remarks
1	2019 – 2020	2	**(Annexure-3.9)**
2	2020 – 2021	2	
3	2021 – 2022	3	
4	2022 – 2023	1	
5	2023 - 2024	NIL	

3.10 Percentage of classrooms and seminar halls with ICT-enabled facilities such as smart class, LMS etc.

S.N.	No. of Class rooms (a)	No. of Seminars halls (b)	Total (a+b)	No.of Classrooms with ICT enabled facilities (c)	No.of seminar with ICT enabled facilities (d)	Total (c+d)	Remarks
1	10	2	12	8	2	9	
2	% of classroom & seminar halls with ICT enabled facilities					10/12*100 = **83.33%**	

4.0 Average percentage of expenditure, excluding salary for infrastructure augmentation during the last five years (INR in Lalks).

S. N.	Financial Year (April – March)	INR in Lakh	Expenditure on infrastructure augmentation in Lakhs	% per year	Remarks
1	2019 – 2020	1585000	700000	44.2%	**(Source: Criteria4.1.4)**
2	2020 – 2021	1161110	538900	46.4%	
3	2021 – 2022	2243600	1500000	66.9%	
4	2022 – 2023	2032100	1236000	60.8%	
5	2023 – 2024	4211790	3499944	83.1%	
Average percentage of expenditure		(Sum of %age per year)/5 = **60.3%**			

4.1 The institution has subscription for the following e-resources: -

(a) e-journals
(b) e-Shodhsindhu
(c) Shodhganga Membership
(d) E-books
(e) Databases
(f) Remote access

Options:

A. Any 4 or more of the above.
B. **Any 3 of the above**.
C. Any 2 of the above.
D. Any 1 of the above.
E. None of the above.
(Source: Criteria 4.2.2)

Sr. No.	Details of point	Details		Remarks
4.2	Average annual expenditure for purchase of books/e-books and subscription to journals/e-journals during the last five years (INR in lakhs).	2019-20	₹12,16,652	Average = ₹4,50,209
		2020-21	₹3,35,205	
		2019-21	₹99,838	
		2020-22	₹3,74,458	
		2019-22	₹2,24,893	
		Average	₹4,50,209	
4.3	Percentage per day usage of library by teachers and students (foot falls and login data for online access) (Data for the latest completed academic year)	80 students + 20 Faculty	100/620*100 = 16.12%	%age = 16.12 %
4.4	Student-Computer ratio (Data for the latest completed academic year).	699/250		
4.5	Bandwidth of internet connection in the Institution	100 MBPS		
	Options:-			
	A 10 GBPS			
	B 1 GBPS			
	C 750 MBPS			
	D 500 MBPS			
	E) Others (specify)			
4.6	Average percentage of expenditure incurred on maintenance of infrastructure (physical and academic support facilities) excluding salary component during the last five years (INR in Lakhs).	NA		

Sr. No.	Details of point	Details		Remarks
5.1	Average percentage of students benefited by scholarships, freeships etc. provided by the institution/non-government agencies during the last five years.	2020	71/434*100 =16%	Last 5 year average = 22.91%
		2021	104/475*100 =21%	
		2022	162/542*100 =29.88%	
		2023	183/577*100 =31.71%	
		2024	675/622*100 =16%	
		Average (5 years)	22.92%	
5.2	Capacity building and skill enhancement initiatives taken by the institution include the following:-	Soft Skills	Constitution of the Soft Skills and Language Club (Year 2023) Around 100 Students.	Correct Answer: B) 3 of above
	Soft kills	Language and communication skills		
	Language and communication skills	Life skills (Yoga, physical fitness, health and hygiene)	Part of our Induction Programmes since 2018	
	Life skills (Yoga, physical fitness, health and hygiene)			
	ICT/computing skills			
	Options:-			
	A All of the above.			
	B 3 of the above.			
	C 2 of the above.			

	D 1 of the above.			
	E None of the above.			
5.3	Average percentage of students benefited by guidance for competitive examinations and career counselling offered by the Institution during the last five years.	Committees have been Constituted	Grievance Redressal Committee	Correct Answer: A) All of above
5.4	The Institution has a transparent mechanism for timely redressal of student grievances including sexual harassment and ragging cases:-		Anti-Ragging Committee	
	Implementation of guidelines of statutory /regulatory bodies.		Internal Complaints Committee (ICC).	
	Organisation wide awareness and undertakings on policies with zero tolerance.	Year 2022-23	Cases reported= 01, Disposed off = 01	
	Mechanisms for submission of online/offline students' grievances.	Year 2023-24	Cases reported= 06, Disposed off = 06	
	Timely redressal of the grievances through appropriate committees			
	Options:			
	A All of the above.			
	B 3 of the above.			
	C 2 of the above.			
	D 1 of the above.			
	E None of the above.			

5.5	Average percentage of placement of outgoing students during the last five years with average salary.	2020 (Pacement % age)	9.09%	Average Placement %age = 25.3%
		2021 (Pacement % age)	10.89%	
		2022 (Pacement % age)	47.00%	
		2023 (Pacement % age)	41.35%	
		2024 (Pacement % age)	18.46%	
5.6	Average percentage of students progressing to higher education during the last five years.	2020	12.99%	Average %age =11.088%
		2021	8.08%	
		2022	10%	
		2023	11.94%	
		2024	12.43%	
5.7	Average percentage of students qualifying in State/National/International level examinations during the last five years (eg: JAM/GATE/GMAT/CAT/GPAT/GRE/TOEFL/ Civil Services/State Government examinations)	Percentage of 2020	1.25 %	Average %age =2.21%
		Percentage of 2021	3.75 %	
		Percentage of 2022	1.18 %	
		Percentage of 2023	3.53 %	
		Percentage of 2024	1.33%	
5.8	Number of awards/medals for outstanding performance in sports/cultural activities at University/State/National/International level (award for a team event should be counted as one) during the last five years.	2020	4	Total = 21

		2021	4	
		2022	5	
		2023	5	
		2024	3	
5.9	Average number of sports and cultural events/competitions in which students of the Institution participated during the last five years (organized by the institution/other institutions).	2020	0	Average=2.2
		2021	0	
		2022	2	
		2023	3	
		2024	6	
5.1	Alumni contribution during the last five years (INR in Lakhs)	Nil		
	Options:			
	A ≥5 lakhs			
	B 4 Lakhs-5 lakhs			
	C 3 lakhs-4 lakhs			
	D 1 lakhs-3 lakhs			
	E ≤1 lakhs			

Sr. No.	Details of point	Details		Remarks
6.1	Average percentage of teachers provided with financial support to attend conferences/workshops and towards membership fee of professional bodies during the last five years.	2019-20	13	Average = 8
		2020-21	1	
		2021-22	3	
		2022-23	5	
		2023-24	19	
6.2	Average number of professional development/administrative training programs organized by the institution for teaching and non-teaching staff during the last five years.	2019-20	10	Average = 3.8
		2020-21	1	
		2021-22	0	
		2022-23	8	
		2023-24	0	
6.3	Average percentage of teachers undergoing online/face-to-face Faculty development programme (FDP) during the last five years (Professional Development Programmes, Orientation/Induction Programmes, Refresher Course, Short Term Course etc.)	2019-20	62%	Average = 62%
		2020-21	19%	
		2021-22	57%	
		2022-23	19%	
		2023-24	62%	
6.4	Funds/Grants received from non-government bodies, individuals, philanthropers during the last five years (not covered in Criterion III).	Nil		Correct option : E
6.5	Quality assurance initiatives of the institution include:			
	Participated in NAAC with grade obtained.			
	Collaborative quality initiatives with other institution (s).			
	Participation in NIRF.			

	Any other quality audit recognized by State, National or International Agencies (ISO Certification, NBA), list of branch with NBA grading.		
	Options:-		
	A All of the above.		
	B 3 of the above.		
	C 2 of the above.		
	D 1 of the above.		
	E None of the above.		

Sr. No.	Details of point	Details
7	The Institution has facilities for alternate sources of energy and energy conservation measures	- installed solar panels on campus
	Solar energy	- energy-efficient lighting systems, such as LED bulbs, have been used throughout the campus
	Biogas plant	- campus promotes awareness about energy conservation through workshops and campaigns
	Wheeling to the Grid	
	Sensor-based energy conservation	
	Use of LED bulbs/power efficient equipment	
7.1	Water conservation facilities available in the institution	- The institution implements rainwater harvesting and borewell recharge systems to manage water efficiently and sustain groundwater levels. - Awareness programs educate students and staff on responsible water use, reinforcing the institution's commitment to sustainability.
	Rain water harvesting.	
	Borewell/Open well recharge	
	Construction of tanks and bunds	
	Waste water recycling .	
	Maintenance of water bodies and distribution system in the Campus	
7.2	Green campus initiatives include:	
	Restricted entry of automobiles	- students vehicles not allowed beyond gate
	Battery-powered vehicles	- battery-operated rickshaw purchased under the ITI Wing
	Pedestrian-friendly pathways	- campus is designed with wide, well-maintained pedestrian pathways to encourage walking
	Ban on the use of plastics	- A strict ban on the use of single-use plastics has been enforced

	Landscaping with trees and plants	- Regular tree plantation drives are organized across all three wings under the guidance of the "Eco" Club.
7.3	Quality audits on environment and energy regularly undertaken by the Institution and any awards received for such green campus initiatives:	- The institution conducts green audits, ensures fire safety, uses solar lights, and promotes sustainability. - The institution conducts energy audits, with students analyzing energy needs, designing substations, and recommending optimizations for efficiency.
	Green audit	
	Energy audit	
	Environment audit	
	Clean and green campus recognitions/awards	
	Beyond the campus environmental promotion activities	
7.4	The Institution has disabled-friendly barrier free environment	- The institution provides ramps and lifts for easy classroom access, ensuring inclusivity and accessibility. - Disabled-friendly washrooms are not yet available but are prioritized for future campus improvements. - Signage and display boards are installed, with plans to add tactile paths and accessible lights for better navigation. - Specialized assistive technologies are not currently offered but will be integrated, starting with accessible digital content. - Common soft copies of reading materials are available, with plans to introduce human assistants, readers, and scribes.
	Built environment with ramps/lifts for easy access to classrooms.	
	Disabled-friendly washrooms	
	Signage including tactile path, lights, display boards and signposts	
	Assistive technology and facilities for persons with disabilities (Divyangjan) accessible website, screen-reading software, mechanized equipment.	
	Provision for enquiry and information: Human assistance, reader, scribe, soft copies of reading material, screen reading	
7.5	The Institution has a prescribed code of conduct for students, teachers, administrators and other staff and conducts periodic programmes in this regard.	- COTPA Cell: aimed at reducing tobacco consumption and promoting health. - The institution has committees for addressing grievances and ensuring

	The Code of Conduct is displayed on the Website.	safety, including the Internal Complaints Committee for gender sensitization and harassment prevention, the SC/ST/OBC/PWD Grievance Cell for supporting marginalized groups, the Anti-Ragging Committee to handle ragging issues, and the Anti-Ragging Squad to actively enforce anti-ragging measures.
	There is a committee to monitor adherence to the Code of Conduct.	
	Institution organizes professional ethics programmes for students, teachers, administrators and other staff.	
	Annual awareness programmes on Code of Conduct are organized.	